


More Expertise  
for the Point of Sale





# More Expertise for the Point of Sale





# Geck® is close to the market, to set you well for the market

Retail is changing. Not only the overall market but also the presence locally. All participants are searching for promising strategies and concepts. With Geck you are at an advantage. Grown with the retail industry, Geck is not just selling display fittings and display stands, but producing individual, holistic solutions for shopfitting and sales promotion. Geck offers more expertise for the point of sale, more impact in the implementation. Even at short notice.

Just over 50 years ago, the self-service concept revolutionised a whole industry. At the time, the forthcoming change was met with a lot of scepticism and even more questions. The situation is similar today. Will the increasing online trading really lead to a polarisation of the retail sector? With discounters at one end and experiential shopping with a 'pampering' effect at the other end? Or will the so-called "loss of the middle" not take place, as this 'middle' has already found a response to the challenges which now needs to be implemented? Emotionalization and digitalisation at the PoS, omni-channel strategies or the display of product ranges in "theme worlds that are logical for the customer" have long been more than just slogans describing the future.

## **Geck produces solutions**

Whatever path you take: Geck is the right partner for the redesign, conversion or expansion of your PoS. Extreme proximity to the market and customers, many years of experience and an unwavering innovative spirit have made Geck become more than just a supplier of display fittings: Geck produces solutions.

## **Added value to the overall process**


Whether conventional top quality perforated plate hooks, shopping and platform trolleys even in special sizes and with a special coating or strong-selling plastic display stands—all these products are a visible expression of a process that begins with high quality consulting and by no means ends with short-term deliveries. Upon request, Geck also offers its customers an interim storage and logistics even catering for individual call-offs. This means, that even customer-specific standard elements can be delivered to the place of use within 24 hours.

Incidentally, Geck also produces in small volumes, for instance for test markets. That means, "less" quickly becomes what is so typical for Geck: Offering you more. So that you are successful in your market.



**Individual solution: Customized top shelves provide additional selling space to a counter system**







# Silent Star: The Geck® hook

Sometimes it is the simple things in life that make work so much easier. When the serial production of the Geck hook started, only a few people anticipated that one day it would become a generic term such as 'Kleenex' for tissues or 'Jeep' for SUVs. A success story.

Hard to believe: After self-service stores spread widely across the German country, it took almost two decades until equipping pegboards with display fittings and products was made so much easier due to an innovation made by Geck. A brandnew mechanism allowed the peg metal hook to be placed almost horizontally on a display panel amidst other items. It was the first of its kind to be fixed and locked into position without facing the risk of messing up the entire presentation and having to redo it all over again. This made staff's work so much more convenient and simplified the way of replacing a single display fixture within a fully filled panel.


## **Small cause, big impact**

It led to substantial time saving and met the new spirit of the 1980s—focussing on economic progress, optimisation and consumption—in time. Even though the modesty of the Geck hook is uncharacteristic for that decade. It is pushing products to the fore, remaining a silent star in the background. More than 300 million units have been sold by now. While 'Geck hook' became a generic term among experts soon, it is scarcely known by the general public. Thanks to its functionality and adaptability, this silent star still has great potential—even after more than 30 successful years in business.




**Timeless classic: Replacing a single display fitting in a fully equipped panel is safe and convenient with a Geck hook.**



























Geck is a well-known international supplier for fittings, displays, trolleys, PoS products and shopfitting accessories. Creativity and individuality become more and more important for the presentation of goods. Here you can see some products of the Geck world, rendered from digital construction data and completed by an illustrator.



A family-run business in its fifth generation: Oliver Görlich, Managing Director, has overall responsibility for the traditional company Geck.



# Individuality in serial production

Industrial high-tech competence in metal and plastics processing as well as many years of expertise in the production of display fittings, display stands, shopping trolleys and shopfitting accessories define the world of Geck. Interesting questions arise from current and future trends: An interview with Oliver Görlich.

*Mr Görlich, in the age of online shopping, it is becoming increasingly important to address consumers at the point of sale emotionally. What role does Geck play?*

An absolute crucial one! Especially as it is not possible to answer the call for emotionalization at the PoS conventionally, for example with brand-specific display stands or corporate shop designs. Nowadays, emotionalization often also includes the integration of digital elements. You need a lot of experience in the development and production of custom-made products as a basis for digital innovations. We have this experience.

*You say custom-made products are of growing importance. How do you as Geck support your business partners in implementing individual shop concepts? Where are the limitations?*

In physics! Seriously. We have a motivated team of consultants, creative staff and technicians. In addition, state-of-the-art machinery and a sophisticated logistics system. There aren't that many limitations there. You know, keeping up a dialog with the customer is essential for us. Because, even if we have a good knowledge of the stores, our customer still knows his customers best. Therefore, the best basis for customised manufacturing today is still: To listen.

*And what exactly do you mean by "sophisticated logistics system"?*

The market is developing faster, the retail industry wants and indeed has to provide new stimulus more frequently. Short rollout phases for new shop designs is a real competitive advantage in this respect. The call-off storage allows our customers to open up a new store within 24 hours, at least as far as our products are concerned. Or, for example, 70 stores in ten weeks. This easily means more than one hundred different products per store. Let's see if anyone else can do the same!

*Where will Geck be in ten years?*

Well, as far as the trends in automated production or materials are concerned, we can only speculate. What is certain, however, is that we will be up-to-date. I firmly believe that what already sets us apart as a company today will also make us successful in ten years. Our customers may always expect that little bit more from us than from the competition: More creativity, more quality, more adherence to delivery dates. And in addition—let me say this in conclusion—an honest partnership is very important to me. That's the only way to be successful.

*Thank you for the interview, Mr Görlich.*

# If you are looking for solutions that are more than just products

While in many producing companies the controllers are gaining more and more influence, at Geck the consultants and creative staff, the technicians and those with quality awareness have the last word. Let's take a look at how a solution factory works.

"Listen! Listen! Listen!" Volker Köller drums into his team. The sales director and chief advisor at Geck has no doubt that he considers this to be the beginning of each process. The team gets together in the conference room of the original company building and prepares a concept for the first presentation to the customer.

One can literally feel the build-up of tension between the traditional and the modern here, and probably one of the reasons why during the discussions a young motivated technician would like to take two steps at once.

"As consultants, we have a kind of interface function", explains Köller. "Together with the creative staff we develop accurate proposals based on the requirements of our customers. And bring them in line with current and also future technical options. Often, it is possible to do more than what has actually been requested." However, nowadays a little more practicality and cost awareness is required. Therefore, Köller has to curb the enthusiasm of the young innovative technician a little and reminds him what the customer has requested. After all, a solution has to be found to promote the highest sales for the customer and, for now, not one that wins a design award.

After agreeing further steps and assigning tasks, we continue our discussions.

*Herr Köller, wasn't the young man's idea great?*

Of course it was! And I'm pleased about that. But you know, our consultants have a great deal of expertise, which has arisen from a number of developments and projects with our partners in the national and international retail and consumer goods sector. In addition, we are continually out and about in the retail industry. Regular store checks are the norm. We are therefore in a



**A look into the conference room of the modernised original Geck building.**

good position to assess how to break down a solution into creativity, technical innovation and practicality. That was just a bit too much for the specific task in hand. Nevertheless, the good idea is not lost."

*Will it be put back on the table?*

It was never under it (laughs)! Our teams always work in close collaboration with our partners. There are no secrets when we work together on such new, individual, sales promoting merchandise displays. The idea will not be taken into account yet in the current implementation, that's all.

*What are the next steps?*

From the first manual scribble to the complete technical documentation up to the 3D print model or the true-to-original sample, everything is made and finished in house by Geck and very quickly.



More than 30 years of business expertise: Volker Köller has grown with Geck and the retail industry. With his sales team, the Sales Director transforms individual customer requests into successful solutions.



Jörg Schwarzer, Regional Sales Manager Central Germany, on his way to an appointment with the customer.





**A sound base since 1852: The modernised original Geck building is often used for customer presentations and conferences. Competent junior staff from own ranks: Daniela Liedtke is responsible for the Sales Area Northern Germany.**

*Quick also in the production?*

No one can show us up! We manufacture both large series and custom-made products with a high level of automation. Always at the cutting edge of technology. Efficient, resource-friendly and cost-effective. Thanks to our modern enterprise resource planning system and an integrated production management and control. In addition, I believe our logistics solutions are unique.

*In what way?*

Well, alongside our extensive range of standard products for merchandise display, we can also store customised products or near-serial products for our customers. Ideally, you can order in the morning and get your delivery in the evening. Of course, this is only possible with a perfectly coordinated logistics system and the corresponding warehouse capacity.

*Mr Köller, you have been in the company for over thirty years and significantly helped to establish it. Who will follow in your footsteps?*

Every day is still interesting and filled with new tasks and projects. I think it is important to plan the future prospectively. And to promote, train and prepare young talents and upcoming leaders for the next years' tasks. We are committed to an open personnel management and offer our junior staff the opportunity to develop in all directions. In this way, we ensure a successful future.

*As if on cue, a young woman enters the room and just wants to ask a simple question. Volker Köller asks her to take a seat and introduces her:*

This is Mrs Liedtke, she is responsible for sales in Northern Germany. A lot of responsibility for a 26-year old!

*We are impressed. What is the most exciting thing about your work, Mrs Liedtke?*

That even the day-to-day business is fun. We support marketing campaigns, rollouts and the continuous new openings of businesses in the retail and consumer goods industry. Something new every day!

*What do you think is the basis for the success of Geck?*

The Team-Work. Amongst the colleagues here at Geck, but also with our customers. Our mission statement captures it well, if I may quote: "In close dialog with our customers, we have been shaping a framework for ground-breaking solutions for the partners in the retail industry. Innovative technologies and motivated teams are the foundation of our mutual success." I would not know how it could be summed up more briefly and concisely.

*Mr Köller, Mrs Liedtke, thank you for the interview.*





Knows the technical and creative possibilities of the various materials and processes:  
Torsten Kappel, Business Unit Manager for Plastic Products.

# First class design makes your sales look good

Geck has a well-diversified portfolio of competences for all plastic requirements at the point of sale. An all-round package for emotional presentation display stands, effective sales display stands and functional plastic products. Hidden champions, which ensure an enjoyable shopping experience, are produced here.

Nowadays, the retail industry must offer more than just products to customers. Also Discounters nowadays present their goods in a way that would have done credit to a specialised shop a few years ago. Traditional shopfitting integrates concept and lifestyle design. Retail space has become a stage on which impressive stories are told to offer unique shopping experiences. Geck is the top address for the world of the retail and consumer goods industry with regard to professional advice, design and production of display stands and plastic products.



## **Storytelling meets design meets technology**

Design is more than just show. Form follows function. In this respect, "first class design" at Geck stands for a comprehensive, cost-optimal combination of visual stimulus and successful technical implementation. Individually styled display stands made of acrylic with LED lighting, revolving platforms or even the integration of water certainly have a special flair. Display stand construction is a complex discipline with many challenges and influencing parameters. In addition to the purely technical features, Geck has a reliable and broad portfolio of existing display stands and plastic products, including a number of custom-made products for well-known brands.

## **Advice, visualisation, prototype**

When specific tasks are to be implemented, the Geck team analyses the individual customer requirements at the start of the project and is happy to point out practical ways showing which of the various options and materials could lead to the desired product. Shortly after, it will easily be possible to assess the effect of the presentation or sales display stands the specific location using digital visualisation or a prototype. Your Geck consultant also knows the right process for functional plastic products so that the planned solution can be verified for its functionality. The production can start once the function-cost-quality triangle has been optimised.

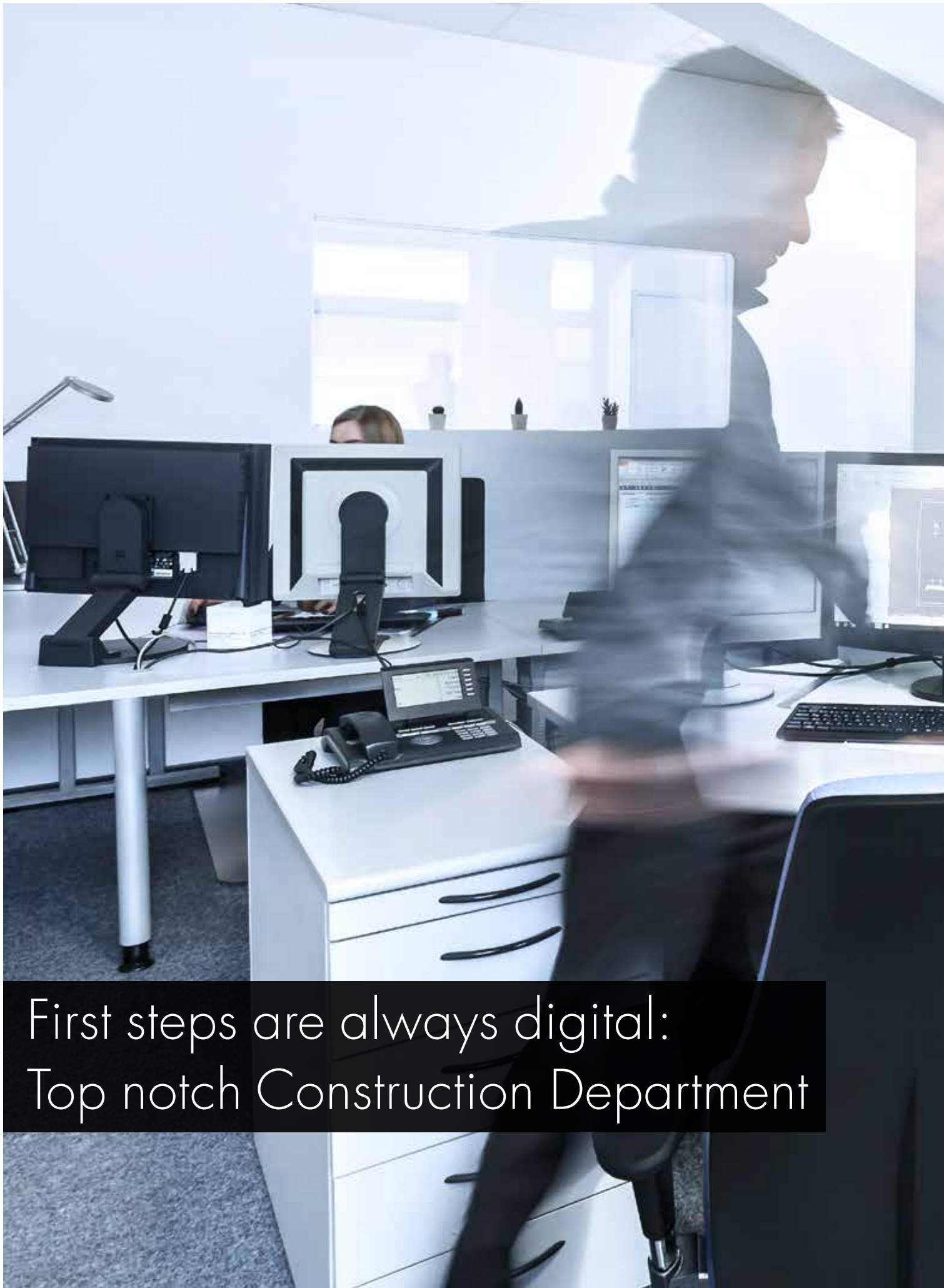
State-of-the-art manufacturing techniques and high-tech solutions are used to produce your products in series. This includes on the one hand processes such as CNC milling and laser cutting, on the other hand Geck has developed a number of custom-made solutions which accelerate and perfect the production process. Additional professional services also await you in logistics and billing. You will soon see: All the expertise at Geck will not only ensure that your products look good but also your sales figures.







It quickly draws attention with integrated LED lighting: The design and functionality of a presentation display stand play a major role in increasing sales successfully.



First steps are always digital:  
Top notch Construction Department



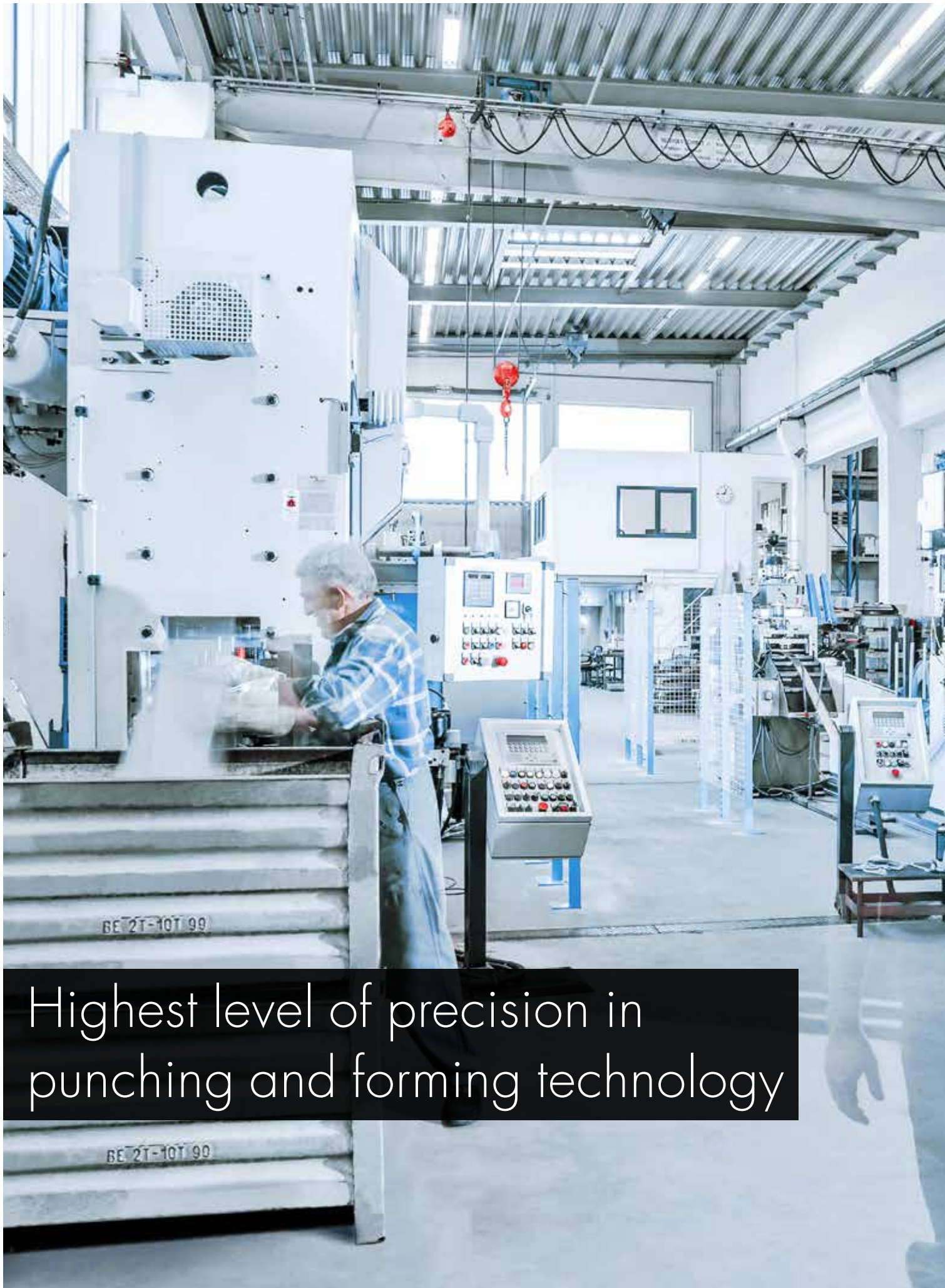






Quick set-up of machines thanks  
to fully automated tool changing





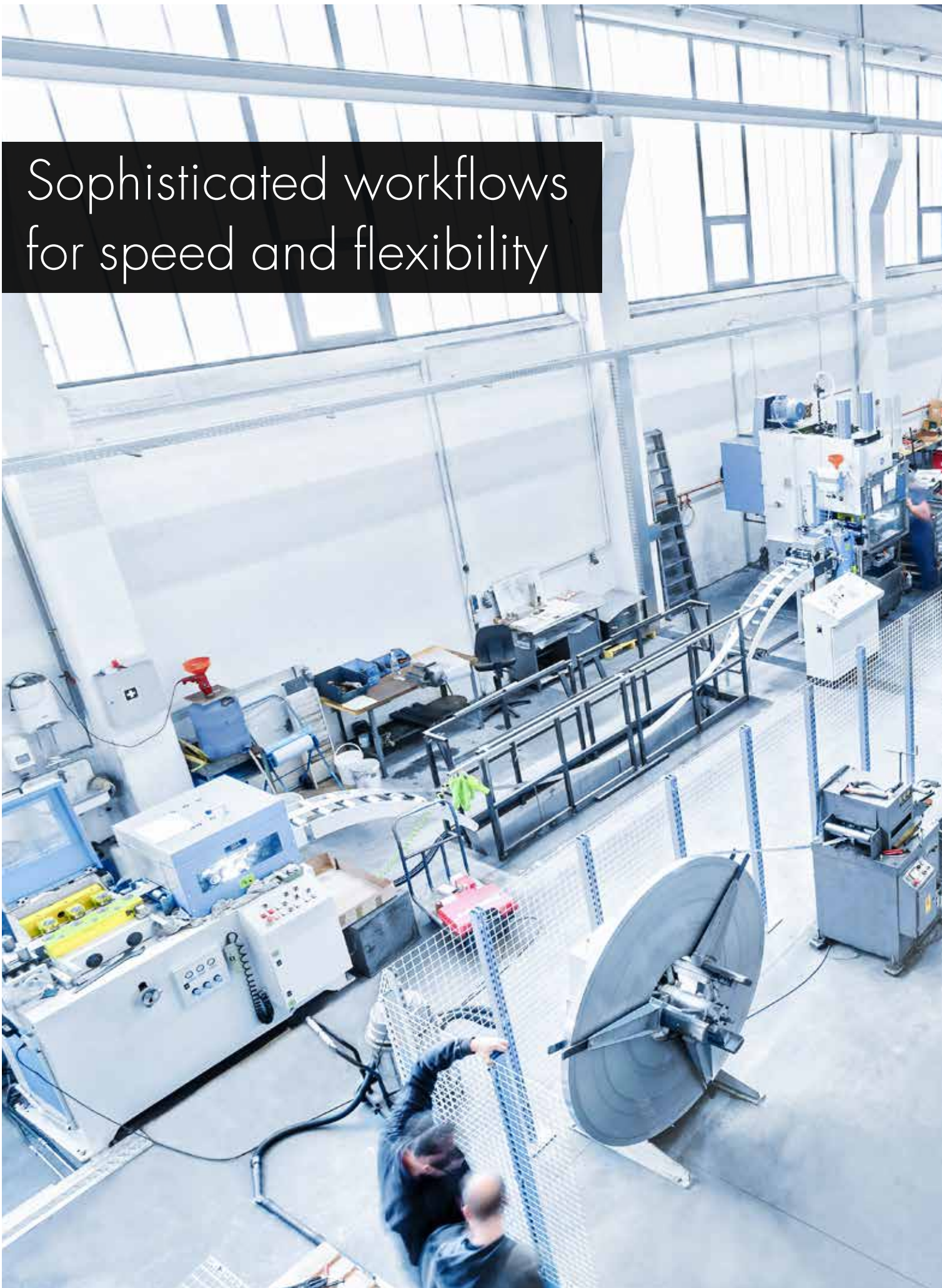
Highest level of precision in  
punching and forming technology







Sophisticated workflows  
for speed and flexibility







# High tech & heavy metal

Coils weighing a tonne and complex software algorithms. Production-integrated electroplating machines and filigree tools. Innovative engineers and strong gripping hands. A wide range of abilities and skills come together at the PoS expert Geck, which seem to be contradictory at first glance. On closer examination, it becomes immediately apparent: They all complement each other perfectly!

"If it isn't available on the market, we will just build the machine ourselves," says the Geck technician who is just taking the visitors from Plant VI to the high-tech metalworking workstations in Plant III. Laser cutting and punching. High energy and strong forces act on impressively strong materials in a sophisticated production sequence in this department with its logical thinking. Nevertheless, all employees appear focussed and calm. You can tell that the production has not only been running since yesterday—some colleagues are already the fourth generation working at this innovative company. Highly professional, technically very advanced and yet still with their feet on the ground.

## **Expertise in metal including surface coating**

However they don't rest on their laurels here, but focus constructively on a continued successful future. At the same time going their very own way: Always close to the customer. Geck not only processes wires, tubing and sheet metal but also plastic at the highest level. This is always backed by a great deal of holistic knowledge and great expertise for the point of sale, for the special characteristics of the markets. It all complements each other and makes sense. Geck manufactures both large series and custom-made products with a high level of automation. From the beginning to the end of the value chain.

Even the surface finish with chrome and zinc is carried out in its own electroplating plant. Furthermore, Geck operates a high-performance powder coating plant in Plant IV and is therefore in a position to meet even the most unusual customer requests quickly and independently. In all conceivable colours. To avoid any misunderstanding everything is self-managed—after all, the products should ensure a perfect display at the point of sale!


## **Innovative due to information technology**

It is only consequent that also state-of-the-art information and communication technology is implemented in developing and manufacturing new products. Constant production data acquisition, complex software algorithms in the background and data transfer via fibre optic cables and radio-relay links are the bread and butter of the innovative IT Department. Whereas in engineering mechanics it is the cogs that mesh precisely, in this case it is the bits and bytes that permit a coordinated interaction of the numerous processes.

## **Flexible due to a high level of vertical integration**

When a high-performance punching machine processes the steel of a two tonne steel strip coil and the self-built (of course!) tool alone weighs over 300 kilos, it's not a bad thing to be able to rely on an innovative high tech control system. Manual work appears in this case almost anachronistic, however even nowadays it still plays a crucial part in the overall process. The challenge is not always in the individual step but, in particular, in the organisation and the diversity of the materials and products to be processed. Especially the small series for stores with ever changing requirements on quality and function not only demand the highly skilled worker or engineer, but often the final touch of an experienced human hand to put everything straight. That is how heavy metal becomes a cost-effective large-scale production with the help of high tech.






Steel strip coils are genuine heavyweights: The rolled and wound metal has a weight of up to two tonnes—per coil, of course.




An exciting task: Handling steel strips requires a lot of experience and sensitivity. If handled incorrectly, even this massive material can break—with tremendous consequences.





Old acquaintance: Slat wall panels are punched and bent from a 114 mm wide and 2.0 mm thick steel strip in a multi-stage process. The tool alone weighs approximately 300 kilos.






Controlled by bits & bytes: Different display fittings such as perforated plate hooks are manufactured quickly, with flexibility and precision at Geck – highly automated and at competitive unit costs.





Entrepreneurial independence: Geck has its own tool manufacturing with high-tech CNC machining centres and high-performance erosion machines to get as quickly as possible from the digital design drawing to the perfect tool.




Silent dance of thousands of rods: For a chrome or zinc finish—depending on the customer request—the Geck electroplaters operate several high-performing and impressive electroplating machines in Plant II.





Little brother: A number of small fully automated robotic production lines can be used flexibly and according to customer specifications. It is possible to manufacture even smaller lot sizes economically and at a consistent high quality.





Serial production around the clock: Fully automatic roboter welding.



# In the heat of the night

Midnight. Time to leave for the third shift. While the men go out into the night satisfied, it remains as bright as day inside the enormous welding machine with its up to 650 kVA. The early shift has already taken over, ensuring that another truck load of high-tech shopping trolleys will be leaving the plant soon.

The tool setter puts the bent piece of wire accurately into the mould to check it. Fits perfectly. And that will become a shopping trolley at some point? No, a high-tech shopping trolley! Why high-tech? Because it moves more quietly and smoothly than the others. Thanks to a lower shore hardness of the rollers. And because it has a longer durability and looks better than the others. Thanks to high-gloss galvanized metal surfaces with nano coating instead of a simple finishing. And because it makes less noise than the others. Thanks to a two-component plastic lip which has a sound-absorbing effect when folding back the flap and also when stacking. And ...

Jens Stein could mention even more reasons. He is the plant manager in Plant VII and is clearly proud of the shopping trolleys that they have only been producing here since 2009. "Whoever can make shopping trolleys, can make anything," he says. There aren't that many. There are all kinds of things that have to be taken into account.



**Innovative three layers: The surface coating protects the wire (1) against corrosion through galvanisation (2) and at the same time provides sound insulation thanks to a high-quality epoxy resin powder coating (3).**

Strict technical requirements. The conditions at Geck were ideal: A great deal of experience in wire and plastics processing for shopfitting, grid welding machines and its own electroplating plant made it seem easy for Geck to start producing. It wasn't. But it was worth it. Keyword: High-tech shopping trolleys.



**Quality at the highest level: Geck shopping and transport trolleys are manufactured in Germany in accordance with individual customer specifications.**

We have a permanent pre-production stock for the top-sellers, which can be assembled promptly. "We can even deliver smaller quantities spontaneously and overnight." says Stein, who thus underlines the promise made by Geck to always offer that much more to retail and industry partners.

#### **Golden shopping trolleys to the Arabian Peninsular**

Like the gold-plated shopping trolleys which were shipped to the Arabian market a few years ago. It would be difficult to imagine them in a European supermarket, however, not at all in the production facility at Geck. Or the luggage trolley chassis that were produced especially for the World Cup 2010 for an airport in South Africa. With these the professional footballers had no problems transporting their luggage.

"It is always exciting to meet the customer requirements during production." says Stein. And plastic trolleys? To him this is for ecological reasons difficult. Hybrid forms from plastic and metal just meet customer requirements more easily. "But we are working on it. Let's see what will happen in the next few years." he grins and goes back into the historical building with the modern machines. The past and the future are in perfect alignment here.

It is now 6.36 am. The next truck is being loaded.







Despite fully automated grid welding machines and computer-controlled robots:  
Even today, some things still have to be firmly fixed by hand.



Competent staff, optimal storage systems and well-elaborated algorithms provide an accurate and punctual delivery.



# You can grow with Geck®.

## Even within 24 hours

In times of online and experiential shopping, quick rollouts of new store designs and fast deliveries of shopfitting accessoires offer a great competitive advantage. Whether for effective stimuli in existing stores or for a forthcoming expansion, Geck offers logistics solutions with a maximum flexibility. Services are perfectly aligned to the requirements, internal structures and processes of their customers.

In addition to high product quality and competitive unit costs, sophisticated logistics are a significant key factor to your commercial success at the point of sale. It is an open secret: Geck has excellent capabilities, even in those special services. According to your requests, orders can be delivered to a central warehouse completely. To offer you a maximum flexibility, Geck can also deliver to your distribution centres or single subsidiaries. If your stores are enabled to call-off quantities on their own, Geck will provide them a precise delivery and on demand puts them into account. You see, there is no more need for keeping your own stock—speaking of Geck products.

### **High speed with high accuracy**

This customer-orientation in logistics is made possible by high levels of automation and impressive storage capacities of up to ten thousand euro pallets in close proximity to motorway. The Geck service portfolio is completed by two fully automatic high-bay warehouses and another one loaded manually, well-elaborated software solutions and several modern packing stations.

In addition to all this technology, skilled employees are giving excellent finishing touches when necessary. Up to 30 pairs of hands coordinate the most complex high technology in Plant V, as the logistics centre is called by employees. Even at peak times, the Geck logistics team provides an optimum combination of accuracy and speed all around the clock. Three shifts are packing, labelling and palletising as demanded by customers. Each step is carried out skilfully and on the spot—keeping in mind that the recipients' systems must be able to register and assign the delivered items without delay.

### **Meeting your needs—even on the road**

Individuality is showing up not only during production and packaging, but also on the road. In order to satisfy all customer demands as far as possible, the logistics team controls various forwarding companies and courier services. And also assigns the company's own drivers for direct deliveries. If necessary, Geck ships urgent standard products on the day of your order—to provide you the competitive advantage they promised.



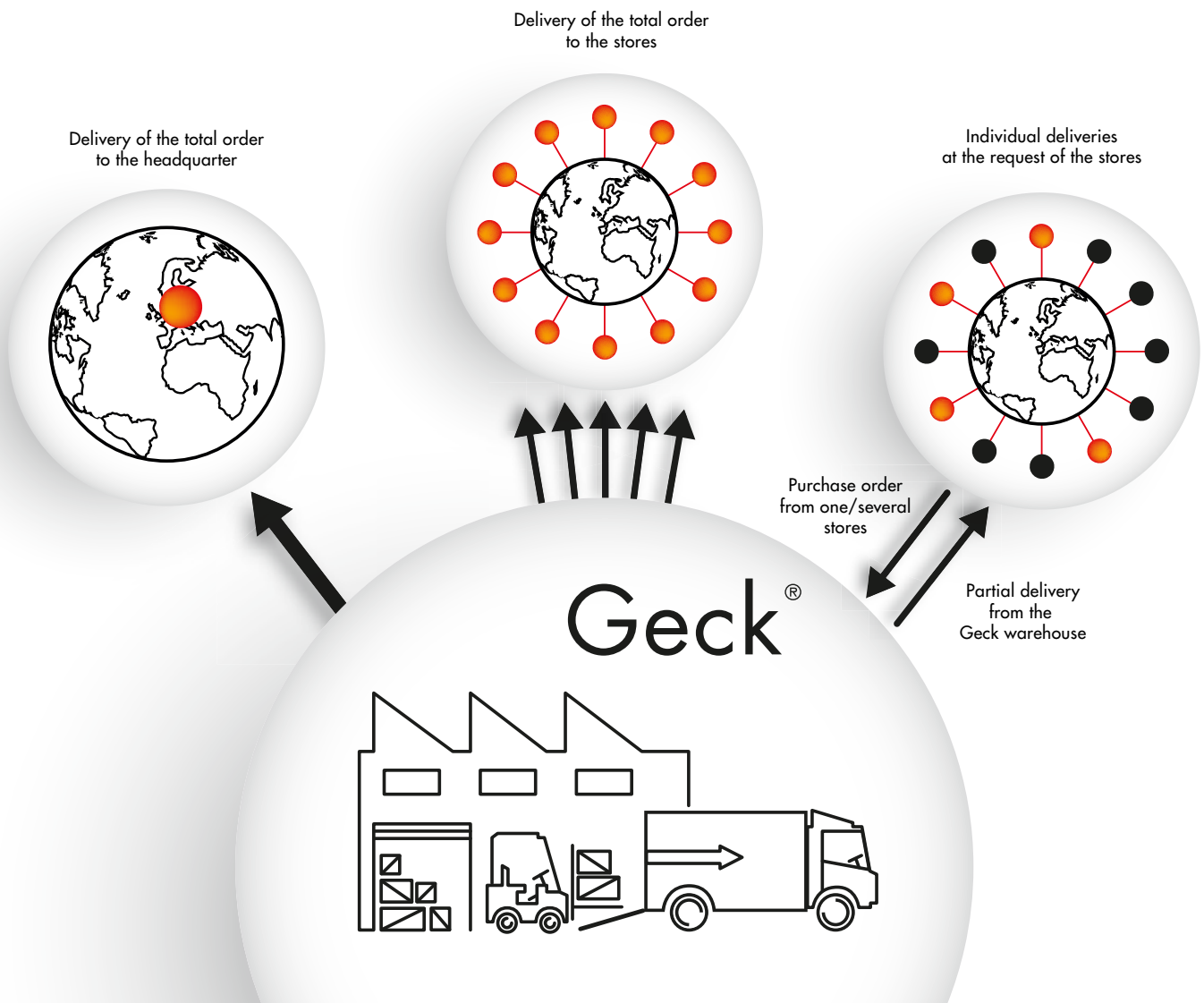
“High-quality products, innovative ideas, first-class logistics. You may always expect that little bit more from your Geck team.”

Oliver Görlich  
Managing Director

**Buffer storage is a specific customer advantage**

Whether high-quality display fittings, strong-selling PoS display stands or durable shopping and transport trolleys: If you are a customer of Geck, you can even have your finished products put in an interim storage for your individual requirements. In the case of long-term partnerships, Geck will automatically keep a certain amount of stock. Please contact us directly if you require larger quantities or if you are a new customer.

Basically, the logistics team makes almost everything possible. Therefore, if you want to act quickly or sometimes have to react immediately, use our extensive logistics solutions. You will then have your Geck products delivered to you within 24 hours, for example for your new store.







From the express shipment of stored products up to the re-equipping on a large scale:  
Geck places great emphasis on individuality—even on the street.

Please contact your Geck consultant for individual products and other solutions.



# Standard program for the Point of Sale

- Universal 
- Clothing 
- Chemists 
- DIY 
- Sport 
- Food 
- Electricals 
- Specials 



# Standard program

---

## Fittings for



### Pegmetal panels

Page 53



### Continental hardboard Key hole slot panels

Page 91



### Rectangular rear support bars

Page 99



### Tubular rear support bars

Page 107



### Slatwall panels

Page 131




### Mesh panels

Page 141

---

## Baskets and dividers

Page 147



---

## Standard Display Systems

Page 157



---

## Garment stands


Page 163



---

## Shopfitting accessories

Page 171



---

## Plastic products

Page 185



---

## Shopping and transport trolleys

Page 207





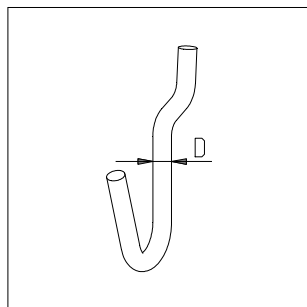


# Fittings for pegmetal panels



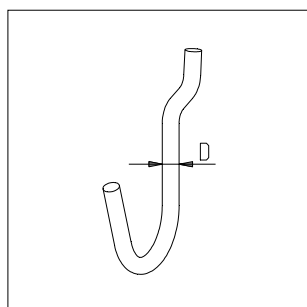
# Fittings for pegmetal panels

## 1873 Hooks for perforated metal panels, bright zinc



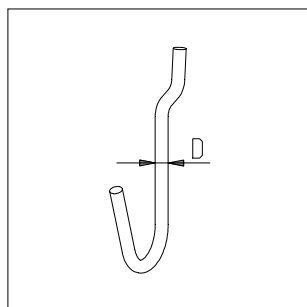
Ref. no.	L	D	B	ZA	VE
110 000 000 01 20	35	3,5	-	-	100
110 ... fits LA 15 mm and 25 mm					

## 1874 Hooks for perforated metal panels, bright zinc



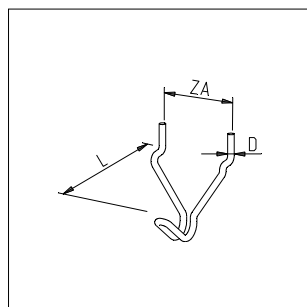
Ref. no.	L	D	B	ZA	VE
110 020 000 01 20	45	3,5	-	-	100
110 ... fits LA 15 mm and 25 mm					

## 1875 Hooks for perforated metal panels, bright zinc



Ref. no.	L	D	B	ZA	VE
110 030 000 01 20	50	3,5	-	-	100
110 ... fits LA 15 mm and 25 mm					

## 1938 Hooks for perforated metal panels, bright zinc



Ref. no.	L	D	B	ZA	VE
110 200 000 01 20	40	2,5	-	-	100
110 ... fits LA 15 mm and 25 mm					

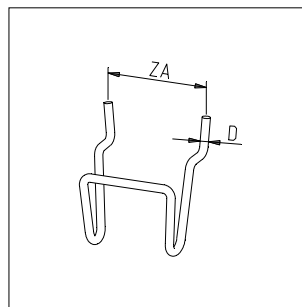




## 1876 Hooks for perforated metal panels, bright zinc



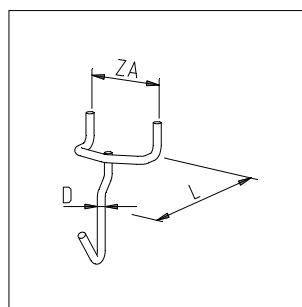
Ref. no.	L	D	B	ZA	
110 220 000 01 20	35	2,0	-	-	100
110 ... fits LA 15 mm and 25 mm					



## 1804/1800 Hanger with bridge, bright zinc



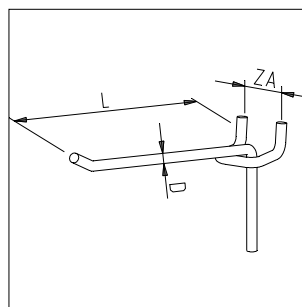
Ref. no.	L	D	B	ZA	VE
111 000 000 01 20	35	2,5	-	15	100
123 100 000 01 20	35	2,5	-	25	100
111 ... fits LA 15 mm,					
123 ... fits LA 25 mm					



## 1883 Single prong hook, Ø 3,5 mm, bright zinc



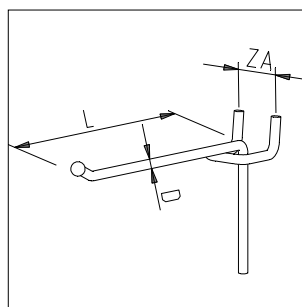
Ref. no.	L	D	B	ZA	VE
111 012 000 01 22	60	3,5	-	15	200
111 013 000 01 22	80	3,5	-	15	200
111 014 000 01 22	100	3,5	-	15	200
111 015 000 01 22	120	3,5	-	15	200
111 016 000 01 22	140	3,5	-	15	200
111 017 000 01 22	160	3,5	-	15	200
111 018 000 01 22	200	3,5	-	15	200
111 ... fits LA 15 mm					



## 1883/KSingle prong hook with ball end, Ø 3,5 mm, bright zinc

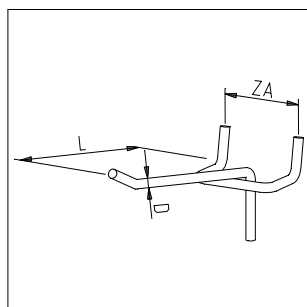


Ref. no.	L	D	B	ZA	VE
111 012 851 01 17	60	3,5	-	15	50
111 013 851 01 17	80	3,5	-	15	50
111 014 851 01 17	100	3,5	-	15	50
111 015 851 01 17	120	3,5	-	15	50
111 016 851 01 17	140	3,5	-	15	50
111 017 851 01 17	160	3,5	-	15	50
111 018 851 01 17	200	3,5	-	15	50
111 ... fits LA 15 mm					



# Fittings for pegmetal panels

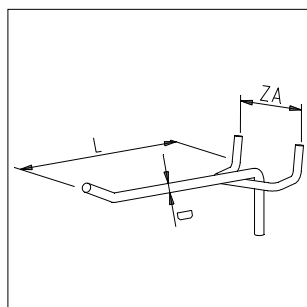
## 1893/1894 Single hook, Ø 3,5 mm, bright zinc



Ref. no.	L	D	B	ZA	VE
111 021 000 01 22	60	3,5	-	30	200
111 022 000 01 22	80	3,5	-	30	200
111 023 000 01 22	100	3,5	-	30	200
111 024 000 01 22	120	3,5	-	30	200
111 025 000 01 22	140	3,5	-	30	200
111 026 000 01 22	160	3,5	-	30	200
111 028 000 01 22	200	3,5	-	30	200
112 021 000 01 22	60	3,5	-	25	200
112 022 000 01 22	80	3,5	-	25	200
112 023 000 01 22	100	3,5	-	25	200
112 024 000 01 22	120	3,5	-	25	200
112 025 000 01 22	140	3,5	-	25	200
112 026 000 01 22	160	3,5	-	25	200
112 028 000 01 22	200	3,5	-	25	200

111 ... fits LA 15 mm, 112 ... fits LA 25 mm

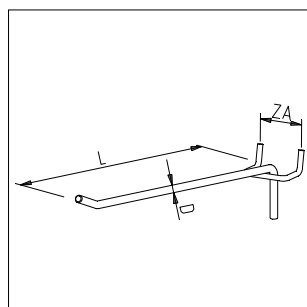
## 1795/1796 Single hook, Ø 4,0 mm, bright zinc



Ref. no.	L	D	B	ZA	VE
111 042 000 01 22	100	4,0	-	30	200
111 044 000 01 22	150	4,0	-	30	200
111 046 000 01 22	200	4,0	-	30	200
112 042 000 01 22	100	4,0	-	25	200
112 044 000 01 22	150	4,0	-	25	200
112 046 000 01 22	200	4,0	-	25	200

111 ... fits LA 15 mm, 112 ... fits LA 25 mm

## 1781/1791 Single hook, Ø 4,8 mm, bright zinc



Ref. no.	L	D	B	ZA	VE
111 051 000 01 20	150	4,8	-	30	100
111 053 000 01 20	200	4,8	-	30	100
111 055 000 01 20	250	4,8	-	30	100
111 056 000 01 20	300	4,8	-	30	100
111 057 000 01 20	350	4,8	-	30	100
112 051 000 01 20	150	4,8	-	25	100
112 053 000 01 20	200	4,8	-	25	100
112 055 000 01 20	250	4,8	-	25	100
112 056 000 01 20	300	4,8	-	25	100
112 057 000 01 20	350	4,8	-	25	100

111 ... fits LA 15 mm, 112 ... fits LA 25 mm



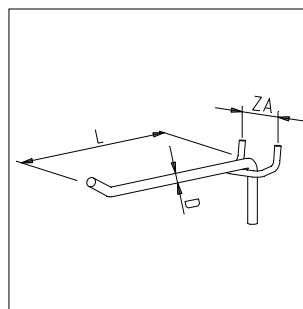


## 1929/1939 Single hook, heavy duty, Ø 6,0 mm, bright zinc



Ref. no.	L	D	B	ZA	VE
111 060 000 01 20	100	6,0	-	30	100
111 061 000 01 20	150	6,0	-	30	100
111 062 000 01 20	200	6,0	-	30	100
111 064 000 01 20	300	6,0	-	30	100
111 065 000 01 20	350	6,0	-	30	100
111 066 000 01 20	400	6,0	-	30	100
111 068 000 01 20	500	6,0	-	30	100
112 060 000 01 20	100	6,0	-	25	100
112 061 000 01 20	150	6,0	-	25	100
112 062 000 01 20	200	6,0	-	25	100
112 064 000 01 20	300	6,0	-	25	100
112 065 000 01 20	350	6,0	-	25	100
112 066 000 01 20	400	6,0	-	25	100
112 068 000 01 20	500	6,0	-	25	100

111 ... fits LA 15 mm, 112 ... fits LA 25 mm

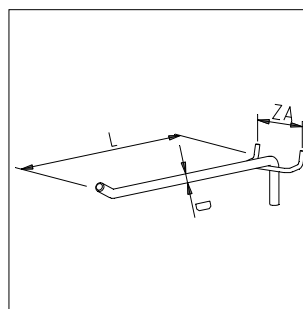


## 1924/1934 Extra heavy duty single hook, Ø 8,0 mm, bright zinc



Ref. no.	L	D	B	ZA	VE
111 082 000 01 20	200	8,0	-	45	100
111 083 000 01 20	300	8,0	-	45	100
111 085 000 01 20	400	8,0	-	45	100
111 087 000 01 20	500	8,0	-	45	100
112 082 000 01 20	200	8,0	-	50	100
112 083 000 01 20	300	8,0	-	50	100
112 085 000 01 20	400	8,0	-	50	100
112 087 000 01 20	500	8,0	-	50	100

111 ... fits LA 15 mm, 112 ... fits LA 25 mm

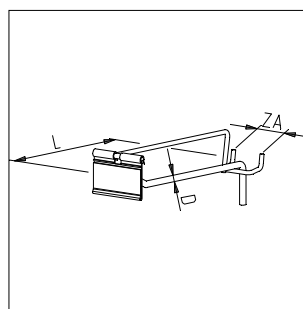


## A1929/... Single prong hook with overarm and swinging ticket price holder, right zinc



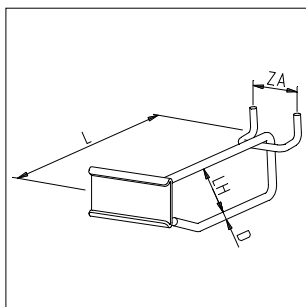
Ref. no.	L	D	B	ZA	VE
111 062 ... 01 20	200	6,0	-	30	0
111 064 ... 01 20	300	6,0	-	30	0
111 066 ... 01 20	400	6,0	-	30	0
112 062 ... 01 20	200	6,0	-	25	0
112 064 ... 01 20	300	6,0	-	25	0
112 066 ... 01 20	400	6,0	-	25	0

111 ... fits LA 15 mm, 112 ... fits LA 25 mm, Please specify ticket holder size. Refer to page 78.



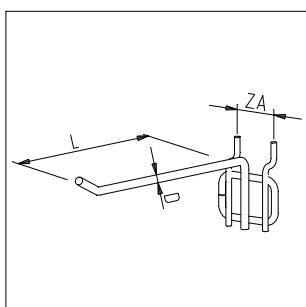
## Fittings for pegmetal panels

### 1631/1731 Single prong hook with price plate, Ø 4,0 mm, bright zinc



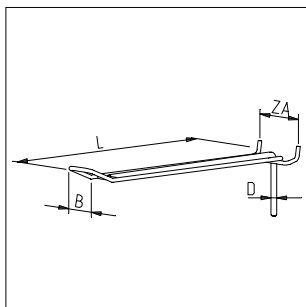
Ref. no.	L	D	LH	ZA	VE
111 144 695 01 20	200	4,0	20	30	100
112 144 695 01 20	200	4,0	20	25	100
111 ... fits LA 15 mm , 112 ... fits LA 25 mm, Ticket prize plate B = 45 mm, H = 25 mm					

### 1624/1634 Single prong hook, Ø 4,8 mm, bright zinc



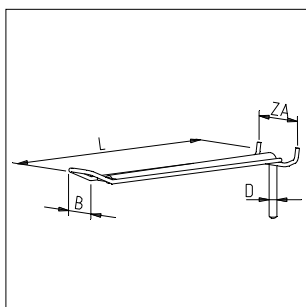
Ref. no.	L	D	B	ZA	VE
111 350 000 01 14	200	4,8	-	30	25
112 350 000 01 14	200	4,8	-	25	25
111 ... fits LA 15 mm, 112 ... fits LA 25 mm					

### E2283/E2293 Heavy duty looped hook, fixed bridge, Ø 6,0/4,0 mm, bright zinc



Ref. no.	L	D	B	ZA	VE
113 261 000 01 20	300	6,0	28	45	100
113 264 000 01 20	400	6,0	28	45	100
114 261 000 01 20	300	6,0	28	50	100
114 264 000 01 20	400	6,0	28	50	100
113 ... fits LA 15 mm, 114 ... fits LA 25 mm					

### E2383/E2393 Heavy duty looped hook, fixed bridge, with central core, Ø 8,0/4,0 mm, bright zinc



Ref. no.	L	D	B	ZA	VE
113 281 000 01 20	300	8,0	28	45	100
113 283 000 01 20	400	8,0	28	45	100
114 281 000 01 20	300	8,0	28	50	100
114 283 000 01 20	400	8,0	28	50	100
113 ... fits LA 15 mm, 114 ... fits LA 25 mm					



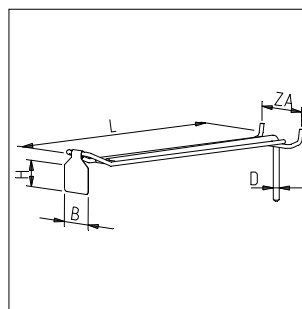


## F2283G/F2293G Heavy duty looped hook with price flap, with central core, Ø 6,0/4,0 mm, bright zinc



Ref. no.	L	D	B	ZA	VE
113 261 132 01 20	300	6,0	28	45	100
113 263 132 01 20	400	6,0	28	45	100
114 261 132 01 20	300	6,0	28	50	100
114 264 132 01 20	400	6,0	28	50	100

113 ... fits LA 15 mm, 114 ... fits LA 25 mm, price flaps H = 27 mm, Other price flaps on request.

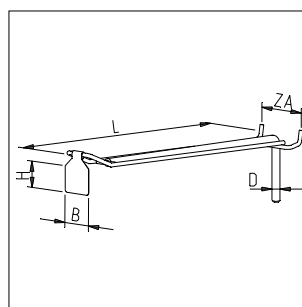


## F2383G/F2393G Heavy duty looped hook with price flap, with central core, Ø 8,0/4,0 mm, bright zinc



Ref. no.	L	D	B	ZA	VE
113 281 132 01 20	300	8,0	28	45	100
113 283 132 01 20	400	8,0	28	45	100
114 281 132 01 20	300	8,0	28	50	100
114 283 132 01 20	400	8,0	28	50	100

113 ... fits LA 15 mm, 114 ... fits LA 25 mm, price flaps H = 27 mm, Other price flaps on request.

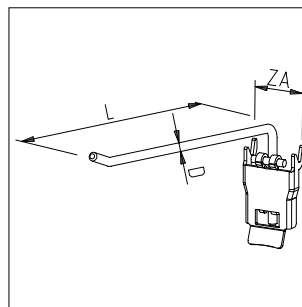


## 4148/5148 Single prong hook with direct entry clasp, Ø 4,8 mm, bright zinc



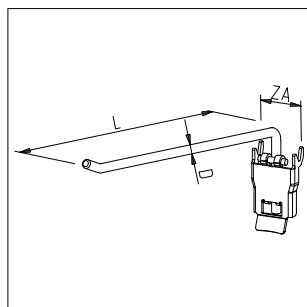
Ref. no.	L	D	B	ZA	VE
111 552 000 01 20	120	4,8	-	30	100
111 555 000 01 20	160	4,8	-	30	100
111 556 000 01 20	200	4,8	-	30	100
111 558 000 01 20	300	4,8	-	30	100
111 559 000 01 20	400	4,8	-	30	100
112 552 000 01 20	120	4,8	-	25	100
112 555 000 01 20	160	4,8	-	25	100
112 556 000 01 20	200	4,8	-	25	100
112 558 000 01 20	300	4,8	-	25	100
112 559 000 01 20	400	4,8	-	25	100

111 ... fits LA 15 mm, 112 ... fits LA 25 mm



# Fittings for pegmetal panels

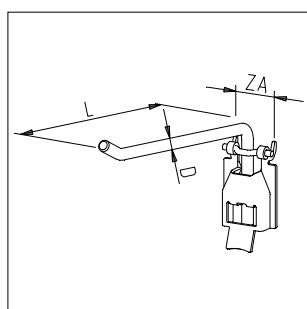
## 4160/5160 Single prong hook with direct entry clasp, Ø 6,0 mm, bright zinc



Ref. no.	L	D	B	ZA	VE
111 601 000 01 20	200	6,0	-	30	100
111 604 000 01 20	300	6,0	-	30	100
111 606 000 01 20	400	6,0	-	30	100
112 601 000 01 20	200	6,0	-	25	100
112 604 000 01 20	300	6,0	-	25	100
112 606 000 01 20	400	6,0	-	25	100

111 ... fits LA 15 mm, 112 ... fits LA 25 mm

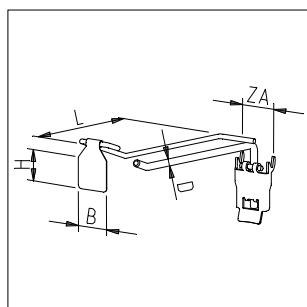
## 4180 Single prong hook with direct entry clasp, Ø 8,0 mm, bright zinc



Ref. no.	L	D	B	ZA	VE
111 680 000 01 20	200	8,0	-	30	100
111 681 000 01 20	300	8,0	-	30	100
111 682 000 01 20	400	8,0	-	30	100
111 684 000 01 20	500	8,0	-	30	100

111 ... fits LA 15 mm

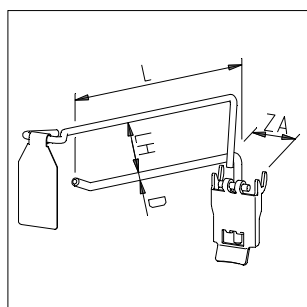
## Z4160.7G/Z5160.7G Single prong hook with direct entry clasp and side arm with price flap, Ø 6,0 mm



Ref. no.	L	D	B	ZA	VE
111 604 842 01 20	300	6,0	28	30	100
111 606 842 01 20	400	6,0	28	30	100
112 604 842 01 20	300	6,0	28	25	100
112 606 842 01 20	400	6,0	28	25	100

111 ... fits LA 15 mm, 112 ... fits LA 25 mm, price flaps H = 27 mm, Other price flaps on request.  
bright zinc

## A4148FE/A5148FE Single prong direct entry clasp style hook with price flap, Ø 4,8 mm, bright zinc



Ref. no.	L	D	LH	ZA	VE
111 551 333 01 20	100	4,8	37	30	100
111 556 333 01 20	200	4,8	37	30	100
111 558 333 01 20	300	4,8	37	30	100
112 551 333 01 20	100	4,8	37	25	100
112 556 333 01 20	200	4,8	37	25	100
112 558 333 01 20	300	4,8	37	25	100

111 ... fits LA 15 mm, 112 ... fits LA 25 mm, price flaps H = 30 mm, Other price flaps on request.



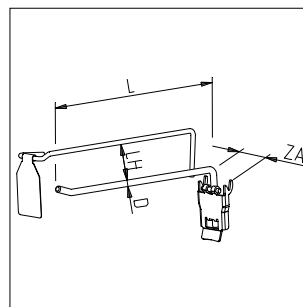


## A4160FE/A5160FE Single prong direct entry clasp style hook with price flap, Ø 6,0 mm, bright zinc



Ref. no.	L	D	LH	ZA	VE
111 601 333 01 20	200	6,0	37	30	100
111 604 333 01 20	300	6,0	37	30	100
111 606 333 01 20	400	6,0	37	30	100
112 601 333 01 20	200	6,0	37	25	100
112 604 333 01 20	300	6,0	37	25	100
112 606 333 01 20	400	6,0	37	25	100

111 ... fits LA 15 mm, 112 ... fits LA 25 mm, price flaps H = 30 mm, Other price flaps on request.

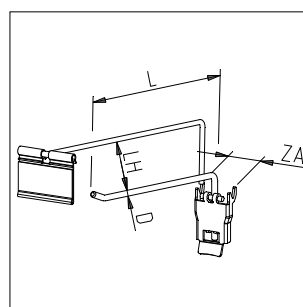


## A4148/.../A5148/... Single prong direct entry clasp style hook with swinging ticket holder, Ø 4,8 mm



Ref. no.	L	D	LH	ZA	VE
111 552 ... 01 20	120	4,8	30	30	100
111 556 ... 01 20	200	4,8	30	30	100
111 558 ... 01 20	300	4,8	30	30	100
111 559 ... 01 20	400	4,8	30	30	100
112 552 ... 01 20	120	4,8	30	25	100
112 556 ... 01 20	200	4,8	30	25	100
112 558 ... 01 20	300	4,8	30	25	100
112 559 ... 01 20	400	4,8	30	25	100

1111 ... fits LA 15 mm, 112 ... fits LA 25 mm, bright zinc; Please specify ticket holder size.  
Refer to page 78.

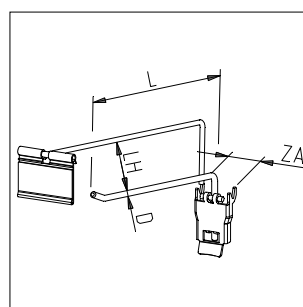


## A4160/.../A5160/... Single prong direct entry clasp style hook with swinging ticket holder, Ø 6,0 mm



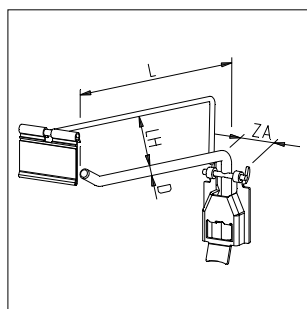
Ref. no.	L	D	LH	ZA	VE
111 601 ... 01 20	200	6,0	30	30	100
111 604 ... 01 20	300	6,0	30	30	100
111 606 ... 01 20	400	6,0	30	30	100
112 601 ... 01 20	200	6,0	30	25	100
112 604 ... 01 20	300	6,0	30	25	100
112 606 ... 01 20	400	6,0	30	25	100

111 ... fits LA 15 mm, 112 ... fits LA 25 mm, bright zinc; Please specify ticket holder size.  
Refer to page 78



# Fittings for pegmetal panels

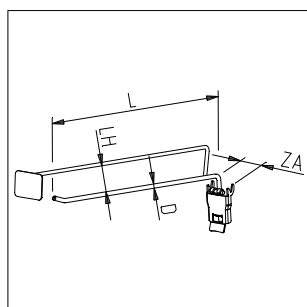
## A4180/... Single prong direct entry clasp style hook with swinging ticket holder, Ø 8,0 mm, bright zinc



Ref. no.	L	D	LH	ZA	VE
111 680 ... 01 20	200	8,0	30	30	100
111 681 ... 01 20	300	8,0	30	30	100
111 682 ... 01 20	400	8,0	30	30	100
111 684 ... 01 17	500	8,0	30	30	50

111 ... fits LA 15 mm. Please specify ticket holder size. Refer to page 78.

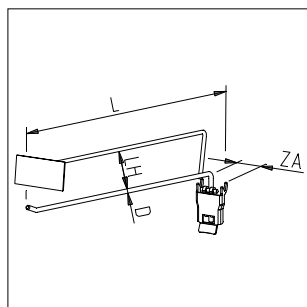
## A4148/.../A5148/... Single prong direct entry clasp style hook with price plate, Ø 4,8 mm, bright zinc



Ref. no.	L	D	LH	ZA	VE
111 556 ... 01 17	200	4,8	30	30	50
111 558 ... 01 17	300	4,8	30	30	50
111 559 ... 01 17	400	4,8	30	30	50
112 556 ... 01 17	200	4,8	30	25	50
112 558 ... 01 17	300	4,8	30	25	50
112 559 ... 01 17	400	4,8	30	25	50

111 ... fits LA 15 mm, 112 ... fits LA 25 mm. Please specify ticket holder size. Refer to page 78.

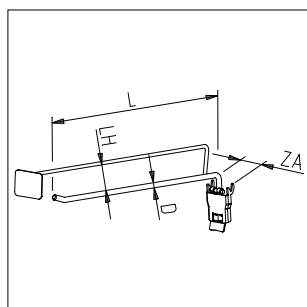
## B4148/.../B5148/... Single prong direct entry clasp style hook with price plate, Ø 4,8 mm, bright zinc



Ref. no.	L	D	LH	ZA	VE
111 556 ... 01 17	200	4,8	40	30	50
111 558 ... 01 17	300	4,8	40	30	50
111 559 ... 01 17	400	4,8	40	30	50
112 556 ... 01 17	200	4,8	40	25	50
112 558 ... 01 17	300	4,8	40	25	50
112 559 ... 01 17	400	4,8	40	25	50

111 ... fits LA 15 mm, 112 ... fits LA 25 mm. Please specify ticket holder size. Refer to page 78.

## A4160/.../A5160/... Single prong direct entry clasp style hook with price plate, Ø 6,0 mm, bright zinc



Ref. no.	L	D	LH	ZA	VE
111 601 ... 01 17	200	6,0	30	30	50
111 604 ... 01 17	300	6,0	30	30	50
111 606 ... 01 17	400	6,0	30	30	50
112 601 ... 01 17	200	6,0	30	25	50
112 604 ... 01 17	300	6,0	30	25	50
112 606 ... 01 17	400	6,0	30	25	50

111 ... fits LA 15 mm, 112 ... fits LA 25 mm. Please specify ticket holder size. Refer to page 78.



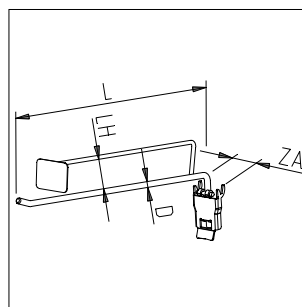


## B4160/.../B5160/... Single prong direct entry clasp style hook with price plate, Ø 6,0 mm, bright zinc



Ref. no.	L	D	LH	ZA	VE
111 601 ... 01 17	200	6,0	40	30	50
111 604 ... 01 17	300	6,0	40	30	50
111 606 ... 01 17	400	6,0	40	30	50
112 601 ... 01 17	200	6,0	40	25	50
112 604 ... 01 17	300	6,0	40	25	50
112 606 ... 01 17	400	6,0	40	25	50

111 ... fits LA 15 mm, 112 ... fits LA 25 mm. Please specify ticket holder size. Refer to page 78.

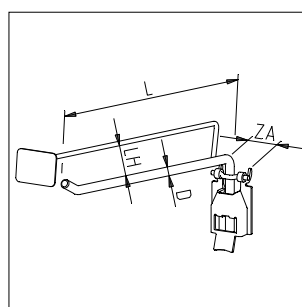


## A4180/.../ Single prong direct entry clasp style hook with price plate, Ø 8,0 mm, bright zinc



Ref. no.	L	D	LH	ZA	VE
111 680 ... 01 17	200	8,0	26	30	50
111 681 ... 01 17	300	8,0	26	30	50
111 682 ... 01 17	400	8,0	26	30	50
111 684 ... 01 17	500	8,0	26	30	50

111 ... fits LA 15 mm. Please specify ticket holder size. Refer to page 78.

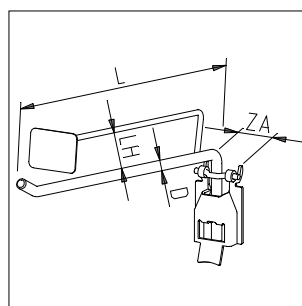


## B4180/.../ Single prong direct entry clasp style hook with price plate, Ø 8,0 mm, bright zinc



Ref. no.	L	D	LH	ZA	VE
111 680 ... 01 17	200	8,0	40	30	50
111 681 ... 01 17	300	8,0	40	30	50
111 682 ... 01 17	400	8,0	40	30	50

111 ... fits LA 15 mm. Please specify ticket holder size. Refer to page 78.

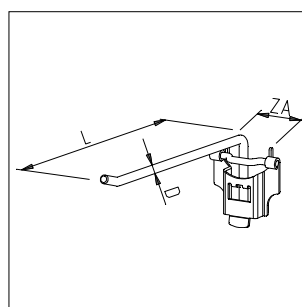


## 2117... Single prong direct entry hook with heavy duty clasp, bright zinc



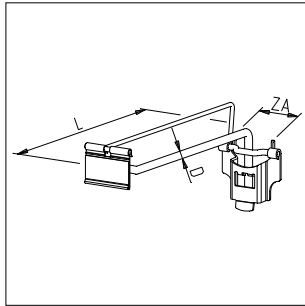
Ref. no.	L	D	B	ZA	VE
211 760 000 01 17	200	6,0	-	45	50
211 761 000 01 17	300	6,0	-	45	50
211 762 000 01 17	400	6,0	-	45	50
211 780 000 01 17	200	8,0	-	45	50
211 781 000 01 17	300	8,0	-	45	50
211 782 000 01 17	400	8,0	-	45	50
211 783 000 01 17	500	8,0	-	45	50
211 712 000 01 17	400	10,0	-	45	50
211 713 000 01 17	500	10,0	-	45	50

211 ... fits LA 15 mm



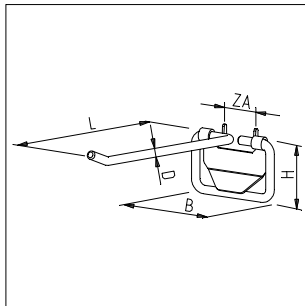
## Fittings for pegmetal panels

### 2117... Single prong direct entry hook with heavy duty clasp and swinging ticket holder, bright zinc



Ref. no.	L	D	B	ZA	VE
211 760 ... 01 17	200	6,0	-	45	50
211 761 ... 01 17	300	6,0	-	45	50
211 762 ... 01 17	400	6,0	-	45	50
211 780 ... 01 17	200	8,0	-	45	50
211 781 ... 01 17	300	8,0	-	45	50
211 782 ... 01 17	400	8,0	-	45	50
211 783 ... 01 17	500	8,0	-	45	50
211 712 ... 01 17	400	10,0	-	45	50
211 713 ... 01 17	500	10,0	-	45	50

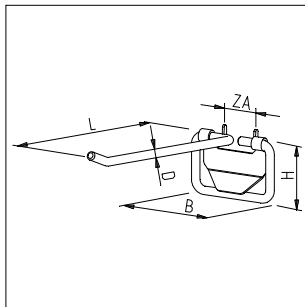
### 2962/2960 Single prong direct entry plate style hook, Ø 4,8 mm, H: 45 mm, bright zinc



Ref. no.	L	D	B	ZA	VE
111 852 000 01 20	200	4,8	65	30	100
111 854 000 01 20	300	4,8	65	30	100
111 855 000 01 20	400	4,8	65	30	100
112 852 000 01 20	200	4,8	65	25	100
112 854 000 01 20	300	4,8	65	25	100
112 855 000 01 20	400	4,8	65	25	100

111 ... fits LA 15 mm, 112 ... fits LA 25 mm

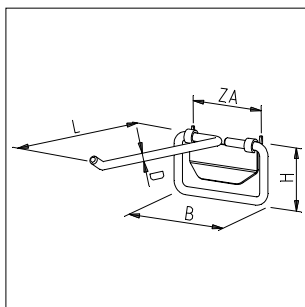
### 2992/2990 Single prong direct entry plate style hook, Ø 6,0 mm, H: 45 mm, bright zinc



Ref. no.	L	D	B	ZA	VE
111 862 000 01 20	200	6,0	65	30	100
111 864 000 01 20	300	6,0	65	30	100
111 866 000 01 20	400	6,0	65	30	100
112 862 000 01 20	200	6,0	65	25	100
112 864 000 01 20	300	6,0	65	25	100
112 866 000 01 20	400	6,0	65	25	100

111 ... fits LA 15 mm, 112 ... fits LA 25 mm

### 1960 Single prong heavy duty direct entry plate style hook, Ø 8,0 mm, H: 62 mm, bright zinc



Ref. no.	L	D	B	ZA	VE
117 801 000 01 17	200	8,0	103	75	50
117 802 000 01 17	300	8,0	103	75	50
117 804 000 01 17	400	8,0	103	75	50

117 ... fits, LA 15 mm and 25 mm





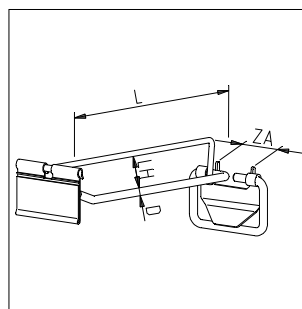
## A2990/.../A2992/.../ Single prong direct entry plate style hook with swinging ticket holder, Ø 6,0 mm



Ref. no.	L	D	LH	ZA	VE
111 862 ... 01 20	200	6,0	30	30	100
111 864 ... 01 20	300	6,0	30	30	100
111 866 ... 01 20	400	6,0	30	30	100
112 862 ... 01 20	200	6,0	30	25	100
112 864 ... 01 20	300	6,0	30	25	100
112 866 ... 01 20	400	6,0	30	25	100

111 ... fits LA 15 mm, 112 ... fits LA 25 mm, bright zinc. Please specify ticket holder size.

Refer to page 78.

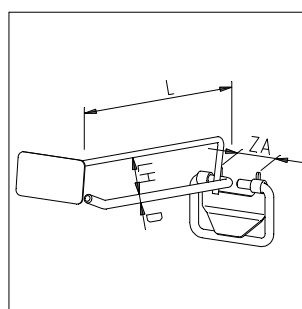


## A2990/.../A2992/.../ Single prong direct entry plate style hook with price plate, Ø 6,0 mm, bright zinc



Ref. no.	L	D	LH	ZA	VE
111 862 ... 01 17	200	6,0	30	30	50
111 864 ... 01 17	300	6,0	30	30	50
111 866 ... 01 17	400	6,0	30	30	50
112 862 ... 01 17	200	6,0	30	25	50
112 864 ... 01 17	300	6,0	30	25	50
112 866 ... 01 17	400	6,0	30	25	50

111 ... fits LA 15 mm, 112 ... fits LA 25 mm. Please specify ticket holder size. Refer to page 78.

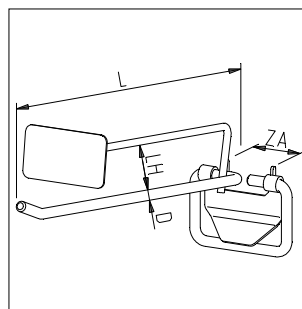


## B2990/.../B2992/.../ Single prong direct entry plate style hook with price plate, Ø 6,0 mm, bright zinc



Ref. no.	L	D	LH	ZA	VE
111 862 ... 01 17	200	6,0	40	30	50
111 864 ... 01 17	300	6,0	40	30	50
111 866 ... 01 17	400	6,0	40	30	50
112 862 ... 01 17	200	6,0	40	25	50
112 864 ... 01 17	300	6,0	40	25	50
112 866 ... 01 17	400	6,0	40	25	50

111 ... fits LA 15 mm, 112 ... fits LA 25 mm. Please specify ticket holder size. Refer to page 78.

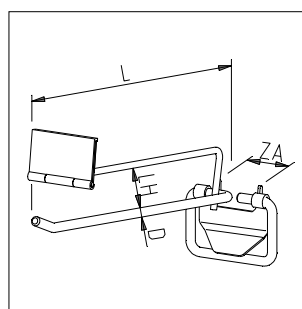


## B2990/.../B2992/.../ Single prong direct entry hook with adjustable plastic price plate, Ø 6,0 mm, bright zinc



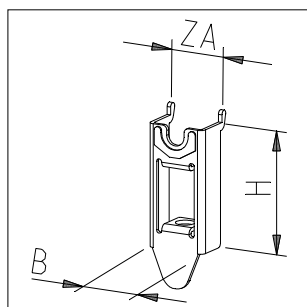
Ref. no.	L	D	LH	ZA	VE
111 862 ... 01 20	200	6,0	40	30	100
111 864 ... 01 20	300	6,0	40	30	100
111 866 ... 01 20	400	6,0	40	30	100
112 862 ... 01 20	200	6,0	40	25	100
112 864 ... 01 20	300	6,0	40	25	100
112 866 ... 01 20	400	6,0	40	25	100

111 ... fits LA 15 mm, 112 ... fits LA 25 mm. Please specify ticket holder size. Refer to page 78.



## Fittings for pegmetal panels

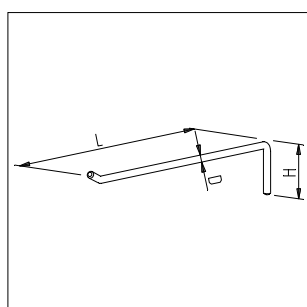
### 35.8/36.0 Backpanel adapter for single and heavy duty hooks, Ø 8,0/10,0 mm, bright zinc



Ref. no.	H	B	ZA	VE
119 180 000 01 20	65	32	30	100
119 110 000 01 20	65	32	30	100

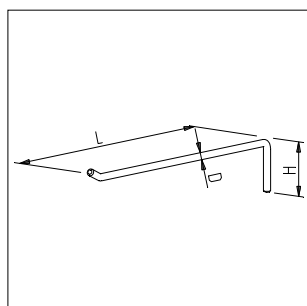
119 ... fits LA 15 mm, 119 180 ... for Ø 8,0 mm, 119 110 ... for Ø 10,0 mm

### 1708.0 Single prong hook for backpanel adapter, Ø 8,0 mm, bright zinc



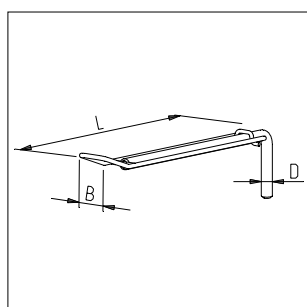
Ref. no.	L	D	B	ZA	VE
109 180 000 01 20	200	8,0	60	-	100
109 181 000 01 20	300	8,0	60	-	100
109 182 000 01 20	400	8,0	60	-	100
109 183 000 01 20	500	8,0	60	-	100

### 1710.0 Single prong hook for backpanel adapter, Ø 10,0 mm, bright zinc



Ref. no.	L	D	H	ZA	VE
109 111 000 01 20	300	10,0	60	-	100
109 112 000 01 20	400	10,0	60	-	100
109 113 000 01 20	500	10,0	60	-	100

### 3708.0 Heavy duty hook for backpanel adapter, with central core, Ø 8,0/4,0 mm, bright zinc



Ref. no.	L	D	B	ZA	VE
109 381 000 01 20	300	8,0	28	-	100
109 383 000 01 20	400	8,0	28	-	100
109 385 000 01 20	500	8,0	28	-	100

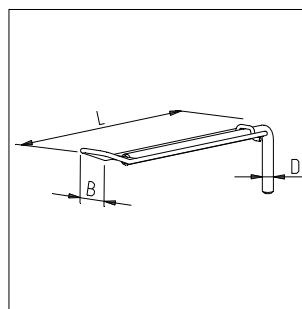




## 3710.0 Heavy duty hook for backpanel adapter, with central core, Ø 10,0/4,0 mm, bright zinc



Ref. no.	L	D	B	ZA	VE
109 311 000 01 20	300	10,0	28	-	100
109 313 000 01 20	400	10,0	28	-	100
109 315 000 01 20	500	10,0	28	-	100

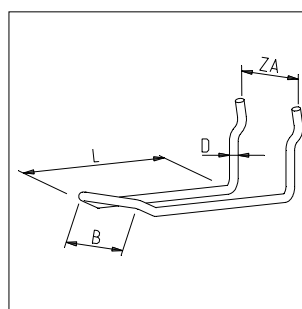


## 1805 Plain looped hook, slight incline, Ø 3,5 mm, bright zinc



Ref. no.	L	D	B	ZA	VE
110 230 930 01 22	50	3,5	28	-	200
110 232 000 01 22	100	3,5	28	-	200
110 233 000 01 22	120	3,5	28	-	200
110 234 000 01 22	140	3,5	28	-	200
110 235 000 01 22	160	3,5	28	-	200
110 236 000 01 22	200	3,5	28	-	200

110 ... fits LA 15 mm and 25 mm, 101 230 930 ... round ended, 101 232 000 ... square ended

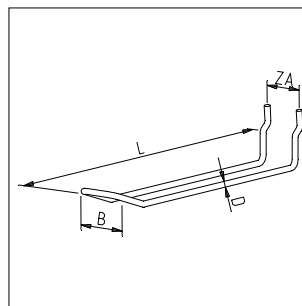


## 1915 Plain looped hook, slight incline, Ø 4,0 mm, bright zinc



Ref. no.	L	D	B	ZA	VE
110 240 000 01 22	200	4,0	28	-	200
110 241 000 01 22	250	4,0	28	-	200
110 242 000 01 22	275	4,0	28	-	200
110 243 000 01 22	300	4,0	28	-	200
110 245 000 01 22	350	4,0	28	-	200

110 ... fits LA 15 mm and 25 mm

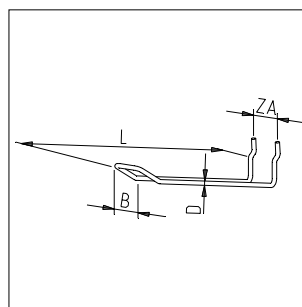


## 1916 Plain looped hook, steeply inclined, Ø 4,0 mm, bright zinc



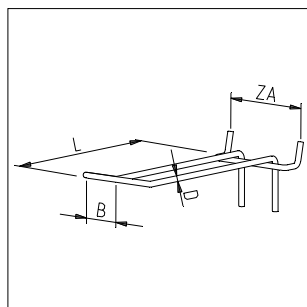
Ref. no.	L	D	B	ZA	VE
110 250 000 01 22	200	4,0	28	-	200
110 251 000 01 22	250	4,0	28	-	200
110 252 000 01 22	275	4,0	28	-	200
110 253 000 01 22	300	4,0	28	-	200
110 255 000 01 22	350	4,0	28	-	200

110 ... fits LA 15 mm and 25 mm



# Fittings for pegmetal panels

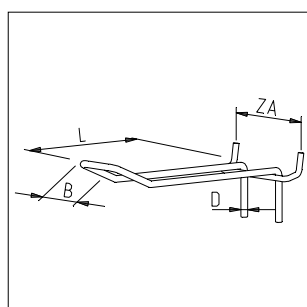
## 1985/1995 Looped hook with fixed bridge, Ø 3,5 mm, bright zinc



Ref. no.	L	D	B	ZA	VE
113 034 000 01 20	160	3,5	28	45	100
113 036 000 01 20	200	3,5	28	45	100
114 034 000 01 20	160	3,5	28	50	100
114 036 000 01 20	200	3,5	28	50	100

113 ... fits LA 15 mm, 114 ... fits LA 25 mm

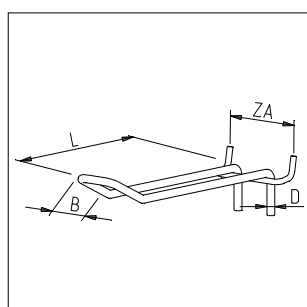
## 1983/1993 Looped hook with fixed bridge, Ø 4,0 mm, bright zinc



Ref. no.	L	D	B	ZA	VE
113 044 000 01 20	160	4,0	28	45	100
113 045 000 01 20	200	4,0	28	45	100
113 046 000 01 20	250	4,0	28	45	100
113 047 000 01 20	300	4,0	28	45	100
113 049 000 01 20	400	4,0	28	45	100
114 044 000 01 20	160	4,0	28	50	100
114 045 000 01 20	200	4,0	28	50	100
114 046 000 01 20	250	4,0	28	50	100
114 047 000 01 20	300	4,0	28	50	100
114 049 000 01 20	400	4,0	28	50	100

113 ... fits LA 15 mm, 114 ... fits LA 25 mm

## 1981/1991 Looped hook with fixed bridge, Ø 4,8 mm, bright zinc



Ref. no.	L	D	B	ZA	VE
113 052 000 01 20	200	4,8	28	45	100
113 054 000 01 20	300	4,8	28	45	100
113 057 000 01 20	400	4,8	28	45	100
114 052 000 01 20	200	4,8	28	50	100
114 054 000 01 20	300	4,8	28	50	100
114 057 000 01 20	400	4,8	28	50	100

113 ... fits LA 15 mm, 114 ... fits LA 25 mm

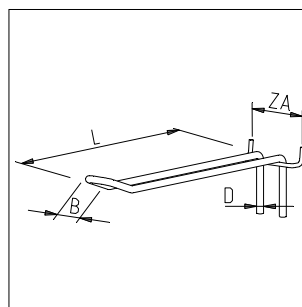


## 1980/1990 Looped hook with fixed bridge, Ø 6,0 mm, bright zinc



Ref. no.	L	D	B	ZA	VE
113 060 000 01 20	300	6,0	28	45	100
113 062 000 01 20	400	6,0	28	45	100
114 060 000 01 20	300	6,0	28	50	100
114 062 000 01 20	400	6,0	28	50	100

113 ... fits LA 15 mm, 114 ... fits LA 25 mm

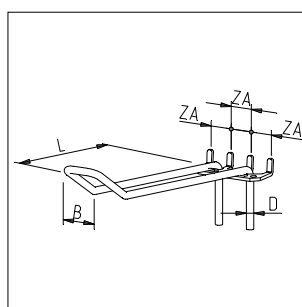


## 1986 Looped hook with 4 insert prongs, Ø 3,5 mm, bright zinc



Ref. no.	L	D	B	ZA	VE
125 455 000 01 20	160	3,5	28	15	100
125 434 000 01 20	200	3,5	28	15	100

125 ... fits LA 15 mm

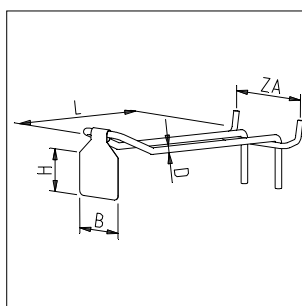


## F1983G/F1993G Double hook with beweglicher Preisfahne, Ø 4,0 mm, bright zinc



Ref. no.	L	D	B	ZA	VE
113 045 132 01 20	200	4,0	28	45	100
113 047 132 01 20	300	4,0	28	45	100
114 045 132 01 20	200	4,0	28	50	100
114 047 132 01 20	300	4,0	28	50	100

113 ... fits LA 15 mm, 114 ... fits LA 25 mm, price flap H = 27 mm. Other price flaps on request.

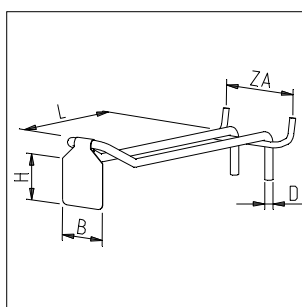


## F1981G/F1991G Looped hook with price flap, Ø 4,8 mm, bright zinc



Ref. no.	L	D	B	ZA	VE
113 052 132 01 20	200	4,8	28	45	100
113 054 132 01 20	300	4,8	28	45	100
113 057 132 01 20	400	4,8	28	45	100
114 052 132 01 20	200	4,8	28	50	100
114 054 132 01 20	300	4,8	28	50	100
114 057 132 01 20	400	4,8	28	50	100

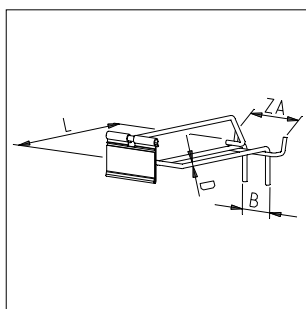
113 ... fits LA 15 mm, 114 ... fits LA 25 mm, price flap H = 27 mm. Other price flaps on request.





# Fittings for pegmetal panels

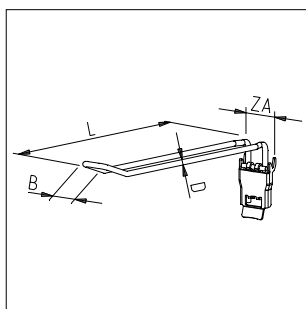
## A1983/.../A1993/... Looped hook with overarm and swinging ticket holder, bright zinc



Ref. no.	L	D	B	ZA	VE
113 040 ... 01 20	100	4,0	28	45	100
113 043 ... 01 20	150	4,0	28	45	100
113 044 ... 01 20	160	4,0	28	45	100
113 045 ... 01 20	200	4,0	28	45	100
113 046 ... 01 20	250	4,0	28	45	100
113 047 ... 01 20	300	4,0	28	45	100
114 040 ... 01 20	100	4,0	28	50	100
114 043 ... 01 20	150	4,0	28	50	100
114 044 ... 01 20	160	4,0	28	50	100
114 045 ... 01 20	200	4,0	28	50	100
114 046 ... 01 20	250	4,0	28	50	100
114 047 ... 01 20	300	4,0	28	50	100

113 ... fits LA 15 mm, 114 ... fits LA 25 mm, Please specify ticket holder size. Refer to page 78.

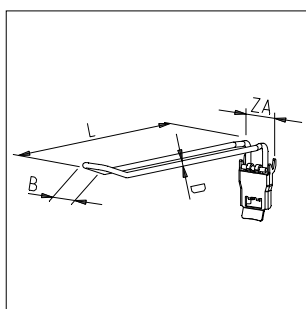
## 4240/5240 Looped hook, direct entry clasp style, Ø 4,0 mm, bright zinc



Ref. no.	L	D	B	ZA	VE
113 540 000 01 20	80	4,0	28	30	100
113 541 000 01 20	100	4,0	28	30	100
113 542 000 01 20	120	4,0	28	30	100
113 544 000 01 20	160	4,0	28	30	100
114 540 000 01 20	80	4,0	28	25	100
114 541 000 01 20	100	4,0	28	25	100
114 542 000 01 20	120	4,0	28	25	100
114 544 000 01 20	160	4,0	28	25	100

113 ... fits LA 15 mm, 114 ... fits LA 25 mm

## 4248/5248 Looped hook, direct entry clasp style, Ø 4,8 mm, bright zinc



Ref. no.	L	D	B	ZA	VE
113 554 000 01 20	200	4,8	28	30	100
113 555 000 01 20	250	4,8	28	30	100
113 556 000 01 20	300	4,8	28	30	100
113 557 000 01 20	330	4,8	28	30	100
113 558 000 01 20	400	4,8	28	30	100
114 554 000 01 20	200	4,8	28	25	100
114 555 000 01 20	250	4,8	28	25	100
114 556 000 01 20	300	4,8	28	25	100
114 557 000 01 20	330	4,8	28	25	100
114 558 000 01 20	400	4,8	28	25	100

113 ... fits LA 15 mm, 114 ... fits LA 25 mm

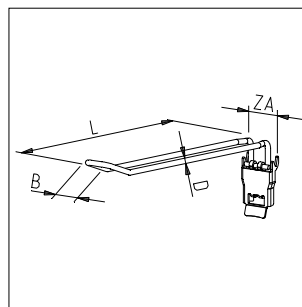


## 4260/5260 Looped hook, direct entry clasp style, Ø 6,0 mm, bright zinc



Ref. no.	L	D	B	ZA	VE
113 604 000 01 20	300	6,0	28	30	100
113 606 000 01 20	400	6,0	28	30	100
114 604 000 01 20	300	6,0	28	25	100
114 606 000 01 20	400	6,0	28	25	100

113 ... fits LA 15 mm, 114 ... fits LA 25 mm

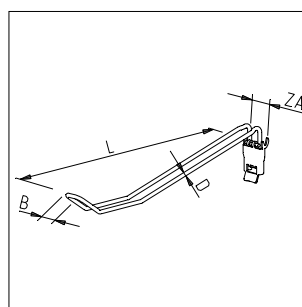


## 4748/5748 Gravity feed hook, direct entry clasp style, Ø 4,8 mm, bright zinc



Ref. no.	L	D	B	ZA	VE
113 751 000 01 20	300	4,8	28	30	100
113 752 000 01 20	400	4,8	28	30	100
114 751 000 01 20	300	4,8	28	25	100
114 752 000 01 20	400	4,8	28	25	100

113 ... fits LA 15 mm, 114 ... fits LA 25 mm, price flap H = 30 mm. Other price flaps on request.

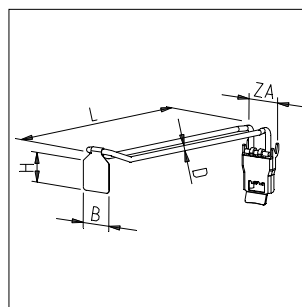


## F4240E/F5240E Looped hook with price flap, direct entry clasp style, Ø 4,0 mm, bright zinc



Ref. no.	L	D	B	ZA	VE
113 541 133 01 20	100	4,0	28	30	100
113 542 133 01 20	120	4,0	28	30	100
114 541 133 01 20	120	4,0	28	25	100
114 542 133 01 20	120	4,0	28	25	100

113 ... fits LA 15 mm, 114 ... fits LA 25 mm, price flap H = 30 mm. Other price flaps on request.



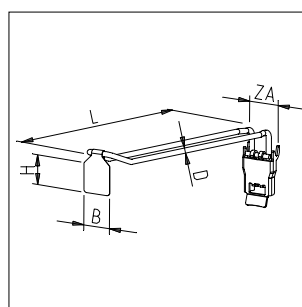
## F4248G/F5248G Looped hook with price flap, direct entry clasp style, Ø 4,8 mm, bright zinc



Ref. no.	L	D	B	ZA	VE
113 554 132 01 20	200	4,8	28	30	100
113 555 132 01 20	250	4,8	28	30	100
113 556 132 01 20	300	4,8	28	30	100
113 557 132 01 20	330	4,8	28	30	100
113 558 132 01 20	400	4,8	28	30	100
114 554 132 01 20	200	4,8	28	25	100
114 555 132 01 20	250	4,8	28	25	100
114 556 132 01 20	300	4,8	28	25	100
114 557 132 01 20	330	4,8	28	25	100
114 558 132 01 20	400	4,8	28	25	100

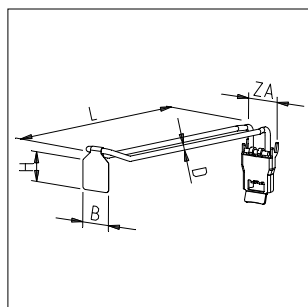
113 ... fits LA 15 mm, 114 ... fits LA 25 mm,

price flap H = 27 mm. Other price flaps on request.



## Fittings for pegmetal panels

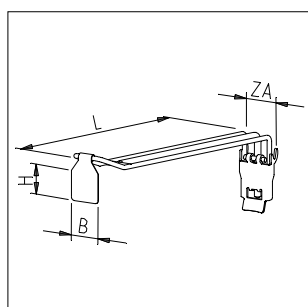
### F4260G/F5260G Looped hook with price flap, direct entry clasp style, Ø 6,0 mm, bright zinc



Ref. no.	L	D	B	ZA	VE
113 604 132 01 20	300	6,0	28	30	100
113 606 132 01 20	400	6,0	28	30	100
114 604 132 01 20	300	6,0	28	25	100
114 606 132 01 20	400	6,0	28	25	100

113 ... fits LA 15 mm, 114 ... fits LA 25 mm, price flap H = 27 mm. Other price flaps on request.

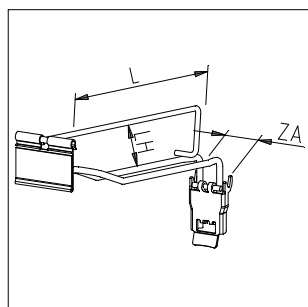
### F4166G Heavy duty looped hook with price flap, direct entry clasp style, with central core, Ø 6,0 mm/4,0 mm



Ref. no.	L	D	B	ZA	VE
113 660 132 01 17	200	6,0	28	30	50
113 661 132 01 17	300	6,0	28	30	50
113 664 132 01 17	400	6,0	28	30	50

113 ... fits LA 15 mm, price flap H = 27 mm, bright zinc. Other price flaps on request.

### A4248/.../A5248/... Looped hook with swinging ticket holder, direct entry clasp style, Ø 4,8 mm, bright zinc



Ref. no.	L	D	LH	ZA	VE
113 551 ... 01 20	120	4,8	37	30	100
113 554 ... 01 20	200	4,8	37	30	100
113 556 ... 01 20	300	4,8	37	30	100
113 558 ... 01 20	400	4,8	37	30	100
114 551 ... 01 20	120	4,8	37	25	100
114 554 ... 01 20	200	4,8	37	25	100
114 556 ... 01 20	300	4,8	37	25	100
114 558 ... 01 20	400	4,8	37	25	100

113 ... fits LA 15 mm, 114 ... fits LA 25 mm Please specify ticket holder size. Refer to page 78.



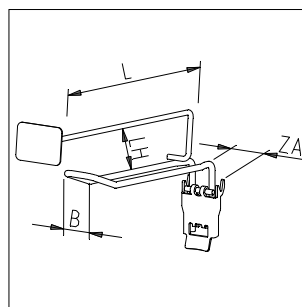


## A4248/.../A5248/... Looped hook with price plate, direct entry clasp style, Ø 4,8 mm, bright zinc



Ref. no.	L	D	LH	ZA	VE
113 554 ... 01 17	200	4,8	37	30	50
113 556 ... 01 17	300	4,8	37	30	50
113 558 ... 01 17	400	4,8	37	30	50
114 554 ... 01 17	200	4,8	37	25	50
114 556 ... 01 17	300	4,8	37	25	50
114 558 ... 01 17	400	4,8	37	25	50

113 ... fits LA 15 mm, 114 ... fits LA 25 mm. Please specify ticket holder size. Refer to page 78.

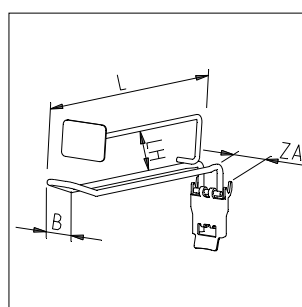


## B4248/.../B5248/... Looped hook with price plate, direct entry clasp style, Ø 4,8 mm, bright zinc



Ref. no.	L	D	LH	ZA	VE
113 554 ... 01 17	200	4,8	40	30	50
113 556 ... 01 17	300	4,8	40	30	50
113 558 ... 01 17	400	4,8	40	30	50
114 554 ... 01 17	200	4,8	40	25	50
114 556 ... 01 17	300	4,8	40	25	50
114 558 ... 01 17	400	4,8	40	25	50

113 ... fits LA 15 mm, 114 ... fits LA 25 mm. Please specify ticket holder size. Refer to page 78.

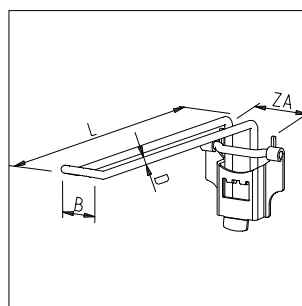


## 2137... Looped hook with heavy duty direct entry clasp, bright zinc



Ref. no.	L	D	B	ZA	VE
213 760 000 01 17	200	6,0	28	45	50
213 761 000 01 17	300	6,0	28	45	50
213 762 000 01 17	400	6,0	28	45	50

213 ... fits LA 15 mm

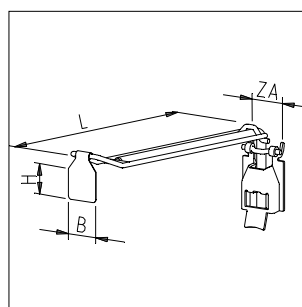


## F4188G Heavy duty looped hook, with direct entry clasp and price flap, with central core Ø 8,0 ,mm/4,0 mm



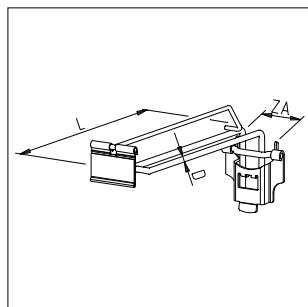
Ref. no.	L	D	B	ZA	VE
113 691 132 01 17	300	8,0	28	30	50
113 692 132 01 17	400	8,0	28	30	50

113 ... fits LA 15 mm, Preisfahne H = 27 mm, bright zinc. Other price flaps on request.



## Fittings for pegmetal panels

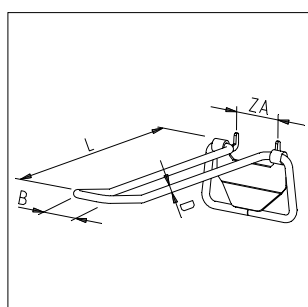
### 2137... Looped hook with heavy duty direct entry clasp & overarm with ticket holder, bright zinc



Ref. no.	L	D	B	ZA	VE
213 760 ... 01 17	200	6,0	28	45	50
213 761 ... 01 17	300	6,0	28	45	50
213 762 ... 01 17	400	6,0	28	45	50

213 ... fits LA 15 mm

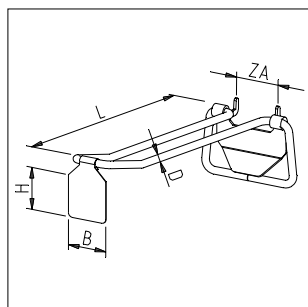
### 2965/2964 Looped hook, direct entry plate style, Ø 4,8 mm, bright zinc



Ref. no.	L	D	B	ZA	VE
113 853 000 01 20	200	4,8	28	30	100
113 855 000 01 20	300	4,8	28	30	100
113 856 000 01 20	400	4,8	28	30	100
	300	6,0	28	25	100
114 853 000 01 20	200	4,8	28	25	100
114 855 000 01 20	300	4,8	28	25	100
114 856 000 01 20	400	4,8	28	25	100

113 ... fits LA 15 mm , 114 ... fits LA 25 mm

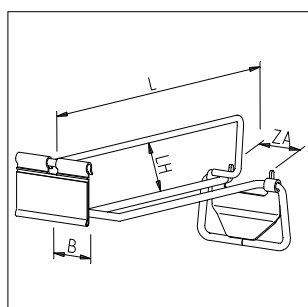
### F2965G/F2964G Looped hook, direct entry plate style, with price flap, Ø 4,8 mm, bright zinc



Ref. no.	L	D	B	ZA	VE
113 853 132 01 20	200	4,8	28	30	100
113 855 132 01 20	300	4,8	28	30	100
113 856 132 01 20	400	4,8	28	30	100
114 853 132 01 20	200	4,8	28	25	100
114 855 132 01 20	300	4,8	28	25	100
114 856 132 01 20	400	4,8	28	25	100

113 ... fits LA 15 mm , 114 ... fits LA 25 mm, price flap H = 27 mm. Other price flaps on request.

### A2965/.../A2964/... Looped hook, direct entry plate style, with swinging ticket holder, Ø 4,8 mm, bright zinc



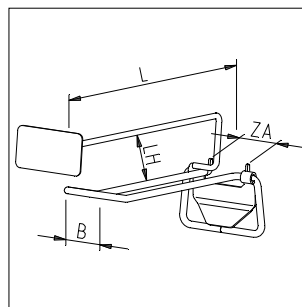
Ref. no.	L	B	LH	ZA	VE
113 853 ... 01 20	200	28	37	30	100
113 855 ... 01 20	300	28	37	30	100
113 856 ... 01 20	400	28	37	30	100
114 853 ... 01 20	200	28	37	25	100
114 855 ... 01 20	300	28	37	25	100
114 856 ... 01 20	400	28	37	25	100

113 ... fits LA 15 mm, 114 ... fits LA 25 mm. Please specify ticket holder size. Refer to page 78.

**A2965/.../A2964/... Looped hook, direct entry plate style, with price plate, Ø 4,8 mm, bright zinc**

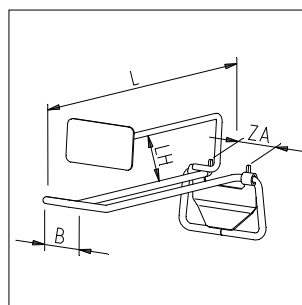
Ref. no.	L	D	LH	ZA	VE
113 853 ... 01 17	200	4,8	40	30	50
113 855 ... 01 17	300	4,8	40	30	50
113 856 ... 01 17	400	4,8	40	30	50
114 853 ... 01 17	200	4,8	40	25	50
114 855 ... 01 17	300	4,8	40	25	50
114 856 ... 01 17	400	4,8	40	25	50

113 ... fits LA 15 mm, 114 ... fits LA 25 mm. Please specify ticket holder size. Refer to page 78.

**B2965/.../B2964/... Looped hook, direct entry plate style, with price plate, Ø 4,8 mm, bright zinc**

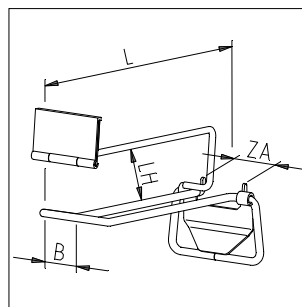
Ref. no.	L	D	LH	ZA	VE
113 853 ... 01 17	200	4,8	40	30	50
113 855 ... 01 17	300	4,8	40	30	50
113 856 ... 01 17	400	4,8	40	30	50
114 853 ... 01 17	200	4,8	40	25	50
114 855 ... 01 17	300	4,8	40	25	50
114 856 ... 01 17	400	4,8	40	25	50

113 ... fits LA 15 mm, 114 ... fits LA 25 mm. Please specify ticket holder size. Refer to page 78.

**B2965/.../B2964/... Looped hook, direct entry plate style with adjustable ticket holder, Ø 4,8 mm, bright zinc**

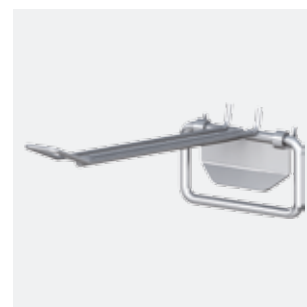
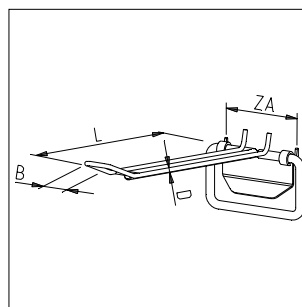
Ref. no.	L	B	LH	ZA	VE
113 853 ... 01 20	200	28	40	30	100
113 855 ... 01 20	300	28	40	30	100
113 856 ... 01 20	400	28	40	30	100
114 853 ... 01 20	200	28	40	25	100
114 855 ... 01 20	300	28	40	25	100
114 856 ... 01 20	400	28	40	25	100

113 ... fits LA 15 mm, 114 ... fits LA 25 mm. Please specify ticket holder size. Refer to page 78.

**E1972 Extra heavy duty direct entry plate style hook, with central core, Ø 8,0/4,0 mm, bright zinc**

Ref. no.	L	D	B	ZA	VE
117 881 000 01 17	300	8,0	28	75	50
117 883 000 01 17	400	8,0	28	75	50
117 886 000 01 14	550	8,0	28	75	25

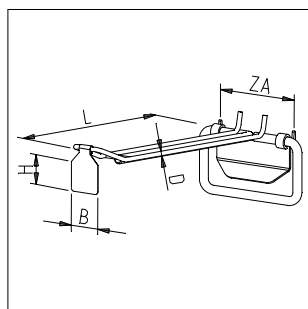
117 ... fits LA 15 mm and 25 mm





## Fittings for pegmetal panels

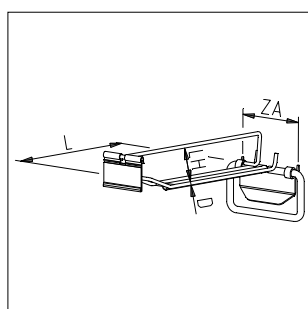
### F1972G Extra heavy duty direct entry plate style hook with price flap, with central core, Ø 8,0 mm, bright zinc



Ref. no.	L	D	B	ZA	VE
117 881 132 01 17	300	8,0	28	75	50
117 883 132 01 17	400	8,0	28	75	50
117 886 132 01 14	550	8,0	28	75	25

117 ... fits LA 15 mm and 25 mm, price flap H = 27 mm. Other price flaps on request.

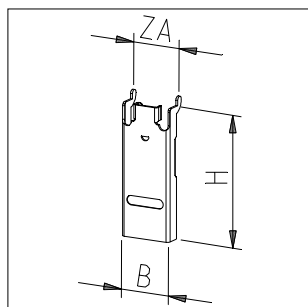
### A1972... Extra heavy duty direct entry plate style hook with swinging ticket holder, with central core, bright zinc



Ref. no.	L	B	LH	ZA	VE
117 881 ... 01 17	300	28	37	75	50
117 883 ... 01 17	400	28	37	75	50
117 885 ... 01 17	500	28	37	75	25

117 ... fits LA 15 mm and 25 mm. Please specify ticket holder size. Refer to page 78.

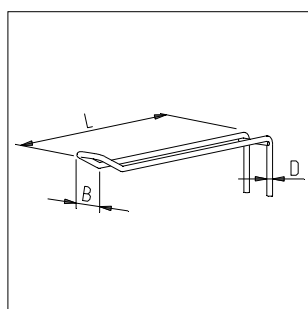
### 25.5/25.6 Adapter plate for looped hooks, Ø 4,8/6,0 mm, bright zinc



Ref. no.	H	B	ZA	VE
119 250 000 01 20	79	31,5	30	100
119 260 000 01 17	79	31,5	30	50

119 ... fits LA 15 mm. 119 250 ... for Ø 4,8 mm, 119 260 ... for Ø 6,0 mm

### 2748.0 Looped hook for adapter plate, Ø 4,8 mm, bright zinc



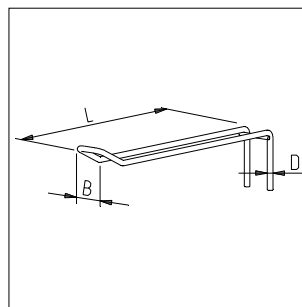
Ref. no.	L	D	B	ZA	VE
109 250 000 01 20	200	4,8	28	-	100
109 251 000 01 20	300	4,8	28	-	100
109 252 000 01 20	400	4,8	28	-	100



## 2760.0 Looped hook for adapter plate, Ø 6,0 mm, bright zinc



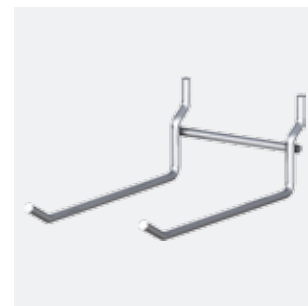
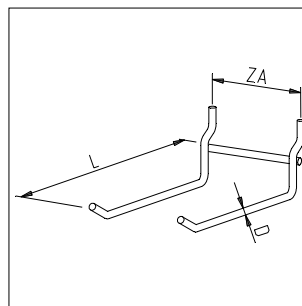
Ref. no.	L	D	B	ZA	VE
109 260 000 01 20	200	6,0	28	-	100
109 261 000 01 20	300	6,0	28	-	100
109 262 000 01 20	400	6,0	28	-	100



## 1885 Twin open hook, Ø 3,5 mm, bright zinc



Ref. no.	L	D	B	ZA	VE
113 000 000 01 22	40	3,5	-	45	200
113 001 000 01 22	60	3,5	-	45	200
113 002 000 01 22	80	3,5	-	45	200
113 003 000 01 22	100	3,5	-	45	200



## Fittings for pegmetal panels

Please fill in the space in the item ref. nos. with the codes given below for the required price plate.

### Swinging ticket holder, proud of hook end



Width	Height	Code No.
-------	--------	----------

45	40	364
52	40	365
53	40	366
70	40	368
80	40	370
90	40	371
100	40	372
45	52	801
53	52	803
56	52	802

### Adjustable plastic ticket holder, retracted from hook end



Width	Height	Code No.
-------	--------	----------

40	27	583
45	25	580
52	35	584
85	25	581
85	40	585
90	40	586
10	25	582

### Metal price plate, lipped at top and bottom



Width	Height	Code No. A	Code No. B
-------	--------	------------	------------

108	40	302	502
90	40	301	501
45	25	295	495
70	40	300	500
75	38	298	498
75	25	296	496

Code A = proud of hook end, Code B = retracted from hook end





## Metal price plate, flat



Please refer to table below  
for sizes and code nos.

Table for hooks with price plate facility, Minimum quantity: 250 pcs.

A = proud of hook	Height in mm					
Width in mm	20	25	30	32	35	40
25	201	204				242
30		205				
40		206	218			244
50		208				245
52			220		236	
60		209	221	232		246
65					237	
67					238	
75		211	223			249
85						
88		213				
90			225			252
100					239	254

B = zurückstehend	Height in mm					
Width in mm	20	25	30	32	35	40
25	401	404				442
30		405				
40		406	418			444
50		408				445
52			420		436	
60		409	421	432		446
65					437	
67					438	
75		411	423			449
85						
88		413				
90			425			452
100					439	454

# Fittings for pegmetal panels

## Supplementary price flaps for existing hooks



77040 G  
77048 G  
77060 G



77340 E  
77348 E  
77360 E



774 G  
776 G



775 E  
779 E  
784 E



778 E  
780 E



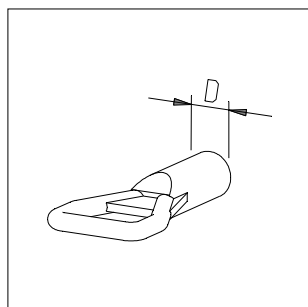
782 G  
783 G



782 E  
783 E

Artikel	Ref. no.	Maße in mm		Material	passend für Draht Ø mm	VPE	Bemerkung
		B	H				
77040 G	038 042 000 22 20	27	27	stainless steel	4,0	100	
77048 G	038 052 000 22 20	27	27	stainless steel	4,8	100	
77060 G	038 062 000 22 20	27	27	stainless steel	6,0	100	
77340 E	038 043 000 22 20	27	30	stainless steel	4,0	100	
77348 E	038 053 000 22 20	27	30	stainless steel	4,8	100	
77360 E	038 063 000 22 20	27	30	stainless steel	6,0	100	
774 G	037 742 000 84 20	27	27	white plastic	4,0–4,8	100	
775 E	037 750 000 84 20	27	42	white plastic	4,0–4,8	100	
778 E	037 850 000 84 20	27	40	white plastic	4,0–4,8	100	with positioning ridge
779 E	037 769 000 84 20	27	42	white plastic	6,0	100	
780 E	037 860 000 84 20	27	40	white plastic	6,0	100	with positioning ridge
782 E	037 959 000 89 20	27	42	transparent plastic	4,8	100	hinged on lower edge
782 G	037 952 000 89 20	27	27	transparent plastic	4,8	100	hinged on lower edge
783 E	037 969 000 89 20	27	42	transparent plastic	6,0	100	hinged on lower edge
783 G	037 962 000 89 20	27	27	transparent plastic	6,0	100	hinged on lower edge
784	037 753 000 84 20	27	30	white plastic	4,8	100	matches fitted flap E
S 782G	037 952 801 89 20	27	27	transparent plastic	4,8	100	no window at back

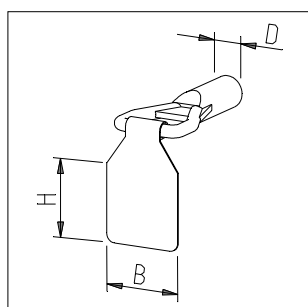
## 785 EPOS adapter for single prong hooks, white plastic



Artikel	Ref. no.	To fit wire Ø	VPE
785	030 150 000 84 20	4,8	100
786	030 160 000 84 20	6,0	100
787	030 170 000 84 20	7,0	100
788	030 180 000 84 20	8,0	100
790	030 110 000 84 20	10,0	100

Adapter without flap for retro fitting to single prong hooks. To be used with supplementary price flaps.

## F785/.../ EPOS adapter for single prong hooks, white plastic



Artikel	Ref. no.	To fit wire Ø	VPE
785/D/	030 150 131 84 20	4,8	100
785/G/	030 150 132 84 20	4,8	100
785/E/	030 150 133 84 20	4,8	100
786/D/	030 160 131 84 20	6,0	100
786/G/	030 160 132 84 20	6,0	100
786/E/	030 160 133 84 20	6,0	100
787/D/	030 170 131 84 20	7,0	100
787/G/	030 170 132 84 20	7,0	100

Adapter with metal flap for retro fitting to single prong hooks. Flap sizes: width x height to shoulder = (B x H): D: 27 x 20 mm, E: 27 x 42 mm, G: 27 x 27 mm, B = 27 mm

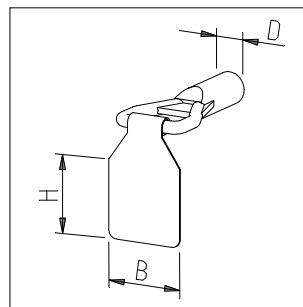


## F785/.../ EPOS adapter for single prong hoochs, white plastic



Artikel	Ref. no.	für Draht Ø	VPE
787/E/	030 170 133 84 20	7,0	100
788/D/	030 180 131 84 20	8,0	100
788/G/	030 180 132 84 20	8,0	100
788/E/	030 180 133 84 20	8,0	100
790/D/	030 110 131 84 20	10,0	100
790/G/	030 110 132 84 20	10,0	100
790/E/	030 110 133 84 20	10,0	100

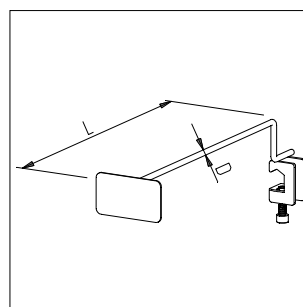
Adapter with metal flap for retro fitting to single prong hooks. Flap sizes: width x height to shoulder = [B x H]: D: 27 x 20 mm, E: 27 x 42 mm, G: 27 x 27 mm, B = 27 mm



## A4060/.../B4060/... Supplementary price arm adapter for single prong hooks, bright zinc



Ref. no.	L	D	B	VE
031 102 ... 01 89	200	4,0	-	1
031 104 ... 01 89	300	4,0	-	1
031 103 ... 01 89	400	4,0	-	1
031 105 ... 01 89	500	4,0	-	1
031 104 ... 01 89	300	4,0	-	1
031 103 ... 01 89	400	4,0	-	1

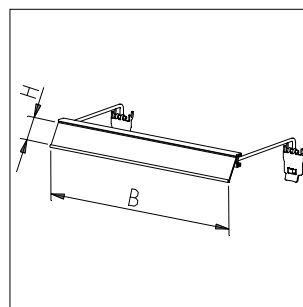


## 130 Information rail, transparent plastic



Ref. no.	B	H	VE
001 305 000 89 89	1000	45	1
001 306 000 89 89	1250	45	1

Rail supplied on its own

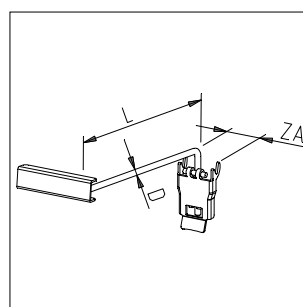


## S4160H/S5160H Information rail arms, supplied in pairs



Ref. no.	L	D	B	ZA	VE
121 664 882 01 82	250	6,0	-	30	1
121 666 882 01 82	350	6,0	-	30	1
121 667 882 01 82	400	6,0	-	30	1
122 664 882 01 82	250	6,0	-	25	1
122 666 882 01 82	350	6,0	-	25	1
122 667 882 01 82	400	6,0	-	25	1

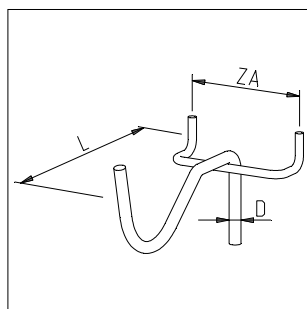
121 ... fits LA 15 mm, 122 ... fits LA 25 mm





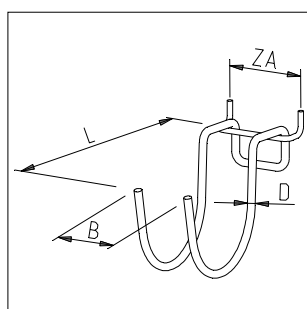
# Fittings for pegmetal panels

## 1964 Single hook for drills etc., Ø 4, 8 mm, bright zinc



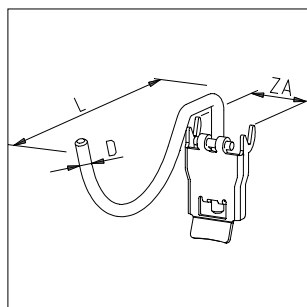
Ref. no.	L	D	B	ZA	VE
116 310 000 01 17	100	4,8	-	50	50
116 ... fits LA 25 mm					

## 1965 Twin hook for drills etc., Ø 4, 8 mm, bright zinc



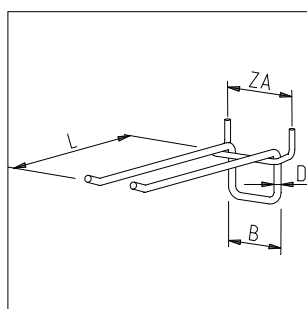
Ref. no.	L	D	B	ZA	VE
116 320 000 01 14	120	4,8	35	50	25
116 ... fits LA 25 mm					

## 11577... Drill holder, RAL 9006 silver



Ref. no.	L	D	B	ZA	VE
115 770 000 65 89	135	6,0	-	30	1
115 ... fits LA 15 mm					

## 1782/1792 Holder for hammers, clamps etc., Ø 4, 8 mm, bright zinc



Ref. no.	L	D	B	ZA	VE
113 111 000 01 14	200	4,8	40	45	25
114 111 000 01 14	200	4,8	40	50	25
113 ... fits LA 15 mm, 114 ... fits LA 25 mm					

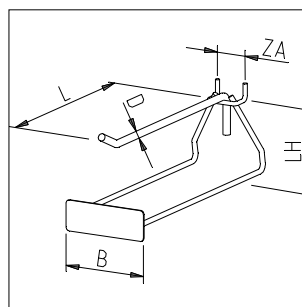


## 1739/1639 Holder for pliers, bright zinc



Ref. no.	L	D	B	ZA	VE
115 060 010 01 10	130	6,0	70	30	10
115 061 010 01 10	200	6,0	70	30	10
116 060 010 01 10	130	6,0	70	25	10
116 061 010 01 10	200	6,0	70	25	10

115 ... fits LA 15 mm, 116 ... fits LA 25 mm, LH = 53 mm




## 1814 Holder for spanners, bright zinc



Ref. no.	L	D	B	ZA	VE
106 020 000 01 20	30	2,0	-	-	100
106 021 000 01 20	40	2,0	-	-	100
106 022 000 01 20	50	2,0	-	-	100

106 ... to fit following spanner sizes: 06-15 : 30 mm, 16-24 : 40 mm, 24-42 : 50 mm

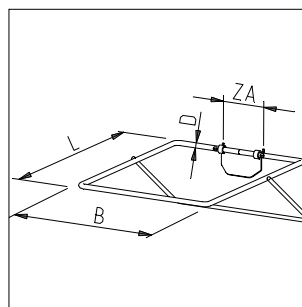


## 4968 Holder for broom handles, mouldings, tubes or for displaying shelf brackets, bright zinc



Ref. no.	L	D	B	ZA	VE
117 981 000 01 10	300	8,0	95	75	10
117 982 000 01 10	300	8,0	140	75	10
117 983 000 01 10	300	8,0	230	75	10

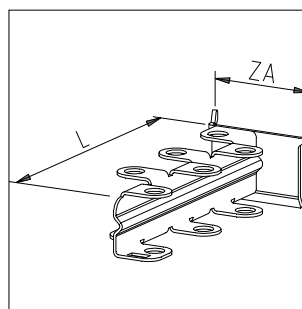
117 ... fits LA 15 mm and 25 mm



## 12733... Holder for 6 screwdrivers

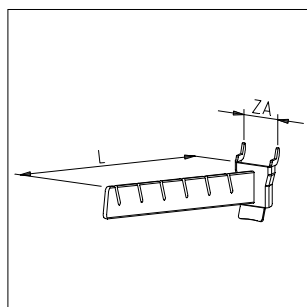


Ref. no.	L	D	B	ZA	VE
127 330 802 01 89	198	14	-	75	1



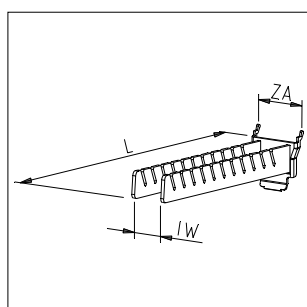
# Fittings for pegmetal panels

## 1328 Single holder for 6 trowels, bright zinc



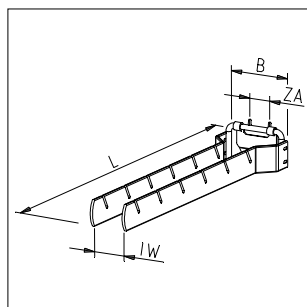
Ref. no.	L	D	B	ZA	VE
115 510 000 01 89	240	-	-	30	1
115 ... fits LA 15 mm					

## 1329 Double holder for 11 trowels, inner width 27 mm, bright zinc



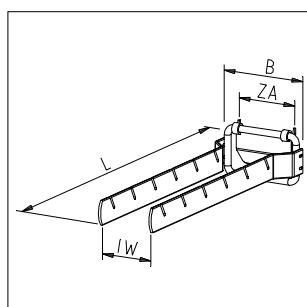
Ref. no.	L	D	IW	ZA	VE
115 520 000 01 89	240	-	27	45	1
115 ... fits LA 15 mm					

## 1355/1325 Holder for 6 trowels, inner width 37 mm, bright zinc



Ref. no.	L	B	IW	ZA	VE
115 990 000 01 89	310	78	37	30	1
116 990 000 01 89	310	78	37	25	1
115 ... fits LA 15 mm, 116 ... fits LA 25 mm					

## 1325 B Holder for 6 trowels, bright zinc



Ref. no.	L	B	IW	ZA	VE
117 990 000 01 89	310	106	65	75	1
117 ... fits LA 15 mm and 25 mm					

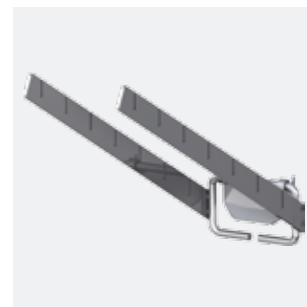
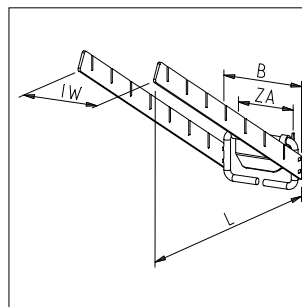




## 1314 Holder for 7 trowels, bright zinc



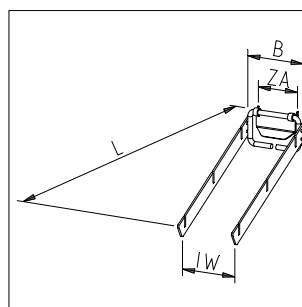
Ref. no.	L	B	IW	ZA	VE
117 960 000 01 14	390	106	100	75	25
117 ... fits LA 15 mm and 25 mm					



## 1317 Holder for 3 smoothing trowels, sloping downwards, bright zinc



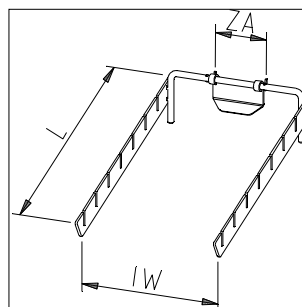
Ref. no.	L	B	IW	ZA	VE
117 950 000 01 14	270	106	100	75	25
117 ... fits LA 15 mm and 25 mm					



## 1316 Holder for 7 pad saws. sloping downwards, bright zinc



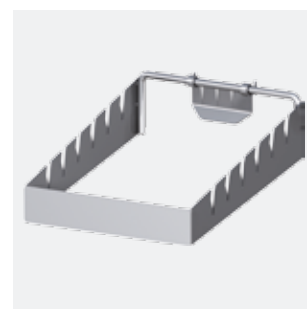
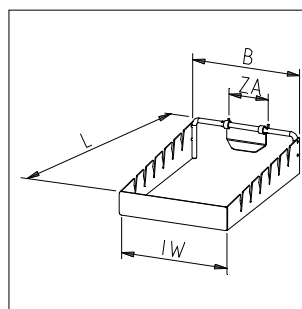
Ref. no.	L	B	IW	ZA	VE
117 940 000 01 14	280	-	200	75	25
117 ... fits LA 15 mm and 25 mm					



## 71323.6 Holder for saws and trowels, bright zinc

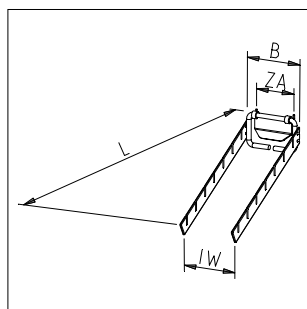


Ref. no.	L	B	IW	ZA	VE
117 760 058 01 14	300	203	200	75	25
117 ... fits LA 15 mm and 25 mm					



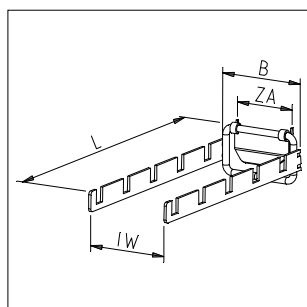

# Fittings for pegmetal panels

## 1315 Holder for 7 saws, sloping downwards, bright zinc



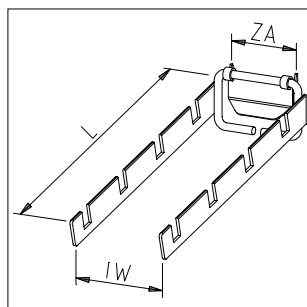
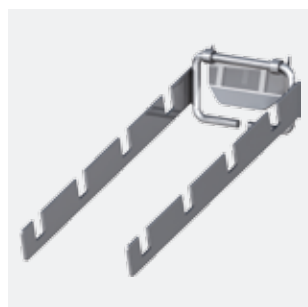
Ref. no.	L	B	IW	ZA	VE
117 930 000 01 14	280	106	100	75	25
117 ... fits LA 15 mm and 25 mm					

## 1313 Holder for 5 spades, horizontal, bright zinc



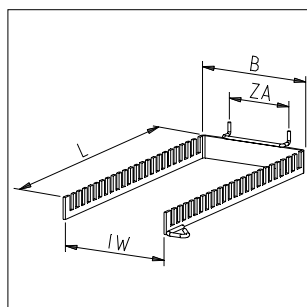
Ref. no.	L	B	IW	ZA	VE
117 920 000 01 89	320	106	100	75	1
117 ... fits LA 15 mm and 25 mm					

## 1312 Holder for 4 rakes or braces, sloping downwards, bright zinc



Ref. no.	L	B	IW	ZA	VE
117 910 000 01 14	300	-	100	75	25
117 ... fits LA 15 mm and 25 mm					

## 76063 Holder for ring and open spanners, bright zinc



Ref. no.	L	B	IW	ZA	VE
128 000 830 01 89	170	85	85	75	1
128 010 830 01 89	200	85	130	75	1
128 ... fits LA 15 mm and 25 mm					

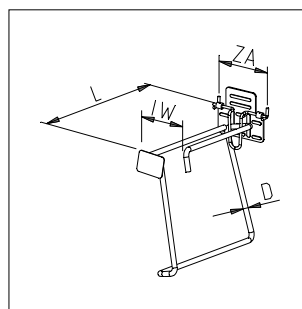


## 4960/.../ZS Hammer holder for pegmetal panels, Ø 7, 0 mm, bright zinc



Ref. no.	L	D	IW	ZA	VE
118 700 018 01 14	215	7,0	35	75	25
118 720 018 01 14	215	7,0	50	75	25
118 730 018 01 14	215	7,0	75	75	25

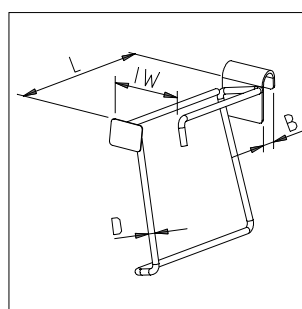
118 ... fits LA 15 mm and 25 mm



## 3960/.../ZS Hammer holder for 50 x 20 mm flat oval tube, Ø 7, 0 mm, bright zinc



Ref. no.	L	D	IW	B	VE
175 700 018 01 14	215	7,0	35	21	25
175 720 018 01 14	215	7,0	50	21	25

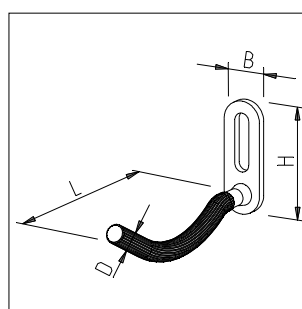


## Hooks for screw fixing to panels

### 2882/2883 Tool and drill holder with rubber sleeve, bright zinc



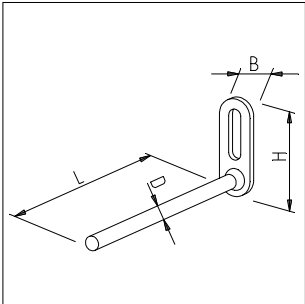
Ref. no.	L	D	B	H	VE
110 770 900 01 14	90	7,0	16	46	25
110 771 900 01 14	180	7,0	16	46	25





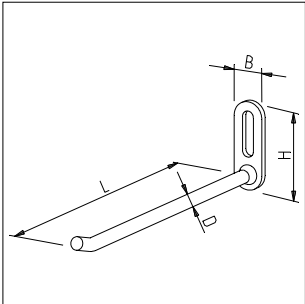
Fittings for pegmetal panels

2880 Hook for screw fixing to backpanels, Ø 7,0 mm, bright zinc



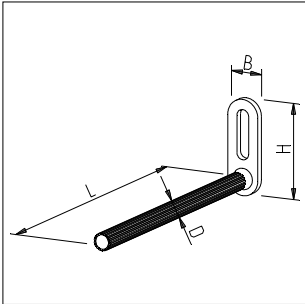
Ref. no.	L	D	B	H	VE
110 570 000 01 17	100	7,0	16	46	50
110 574 000 01 17	200	7,0	16	46	50
110 576 000 01 17	300	7,0	16	46	50
110 ... to fit 15 and 25 mm, hole spacing use self taper, ref 760881					

2890 Hook for screw fitting to backpanels, with upturned end, Ø 7,0 mm, bright zinc



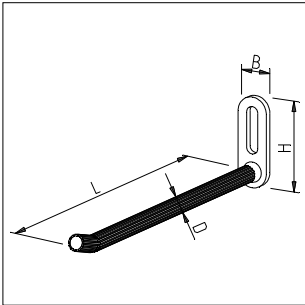
Ref. no.	L	D	B	H	VE
110 670 000 01 17	100	7,0	16	46	50
110 674 000 01 17	200	7,0	16	46	50
110 676 000 01 17	300	7,0	16	46	50
110 ... to fit 15 and 25 mm, hole spacing use self taper, ref 760881					

2881 Hook for screw fitting to backpanel, with rubber sleeve, Ø 7,0 mm, bright zinc



Ref. no.	L	D	B	H	VE
110 570 900 01 17	100	7,0	16	46	50
110 574 900 01 17	200	7,0	16	46	50
110 576 900 01 17	300	7,0	16	46	50
110 ... to fit 15 and 25 mm , hole spacing use self taper, ref 760881					

2891 Hook for screw fitting to backpanel with upturned end and rubber sleeve, Ø 7,0 mm, bright zinc



Ref. no.	L	D	B	H	VE
110 670 900 01 17	100	7,0	16	46	50
110 674 900 01 17	200	7,0	16	46	50
110 676 900 01 17	300	7,0	16	46	50
110 ... to fit 15 and 25 mm, hole spacing use self taper, ref 760881					

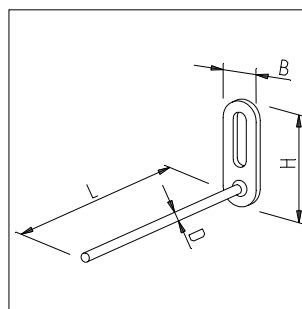


## 2870 Hook for screw fitting to backpanel, Ø 4,0 mm, bright zinc



Ref. no.	L	D	B	H	VE
110 540 000 01 17	40	4,0	16	46	50
110 542 000 01 17	60	4,0	16	46	50
110 543 000 01 17	80	4,0	16	46	50
110 545 000 01 17	120	4,0	16	46	50
110 547 000 01 17	170	4,0	16	46	50

110 ... to fit 15 and 25 mm, hole spacing use self tapper, ref 760881

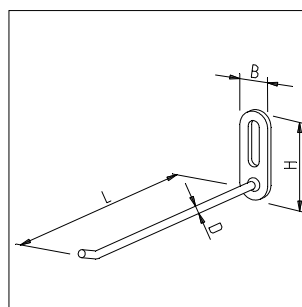


## 2872 Hook for screw fitting to backpanel, with upturned end, Ø 4,0 mm, bright zinc



Ref. no.	L	D	B	H	VE
110 647 000 01 20	170	4,0	16	46	100

110 ... to fit 15 and 25 mm, hole spacing use self tapper, ref 760881

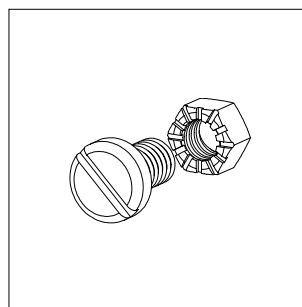


## 2874 Special nut and bolt for fitting into key hole panels, bright zinc



Ref. no.	VE
098 740 000 01 14	25


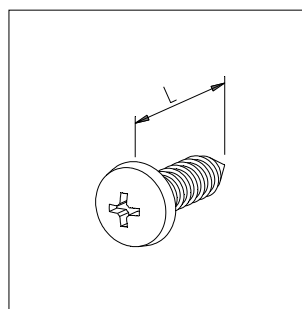
for fitting hooks ref 2870, 2872, 2880, 2881 and 2891 in keyhole slot panels use special nut and bolt, ref 2874



## 760881 Self tapping screw DIN 7981 for fitting into backpanels, bright zinc



Ref. no.	L	D	VE
760 881 078 07 89	19	6,3	1
760 881 080 07 20	25	6,3	100





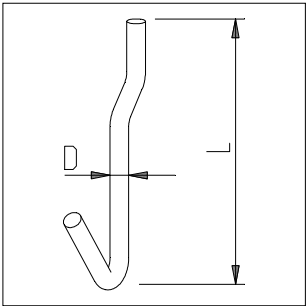


# Fittings for Continental Hardboard Key hole slot panels



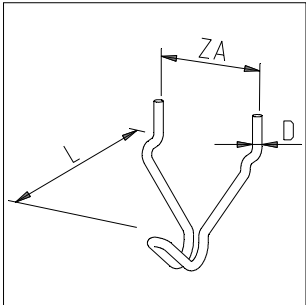
Fittings for Continental Hardboard (3 mm thick)

1870/1863 Single hook, bright zinc



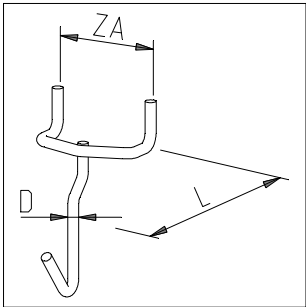
Ref. no.	L	D	ZA	VE
123 000 000 01 20	35	2,0	-	100
123 010 000 01 20	35	2,5	-	100

1938 Single hook bright, zinc



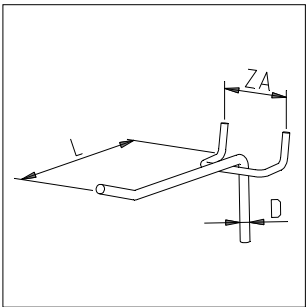
Ref. no.	L	D	ZA	VE
110 200 000 01 20	40	2,5	25	100

1800 Single hook, bright zinc



Ref. no.	L	D	B	ZA	VE	LA
123 100 000 01 20	50	3,5	-	-	100	15/25

1892 Single prong hook, bright zinc



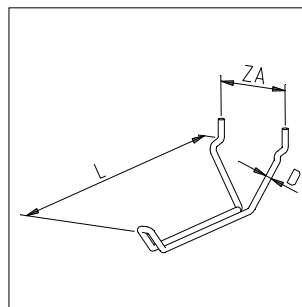
Ref. no.	L	D	ZA	VE
123 132 000 01 22	60	3,5	25	200
123 133 000 01 22	80	3,5	25	200
123 134 000 01 22	100	3,5	25	200
123 135 000 01 22	120	3,5	25	200
123 136 000 01 22	140	3,5	25	200
123 137 000 01 22	160	3,5	25	200
123 139 000 01 22	200	3,5	25	200



## 1968 Single hook, bright zinc



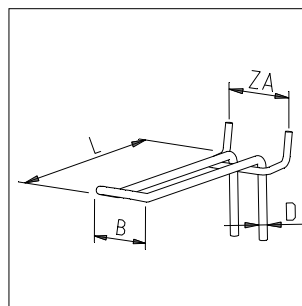
Ref. no.	L	D	ZA	VE
123 200 000 01 17	75	2,5	25	50



## 1593 Looped hook, bright zinc



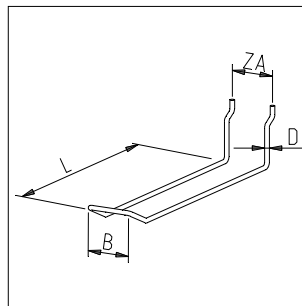
Ref. no.	L	D	B	ZA	VE
123 290 930 01 17	50	3,0	14	25	50
123 293 930 01 17	160	3,0	14	25	50
123 294 000 01 17	200	3,0	14	25	50



## 1803 Looped hook, bright zinc



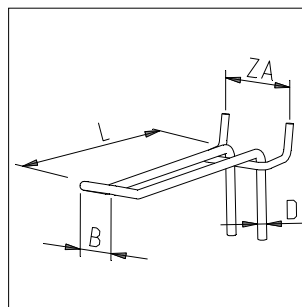
Ref. no.	L	D	B	ZA	VE
123 210 930 01 22	40	2,5	28	25	200
123 211 930 01 22	60	2,5	28	25	200
123 212 000 01 22	80	2,5	28	25	200
123 213 000 01 22	100	2,5	28	25	200
123 214 000 01 22	120	2,5	28	25	200
123 215 000 01 22	140	2,5	28	25	200
123 216 000 01 22	160	2,5	28	25	200
123 217 000 01 22	200	2,5	28	25	200



## 1973 Looped hook with fixed bridge, bright zinc



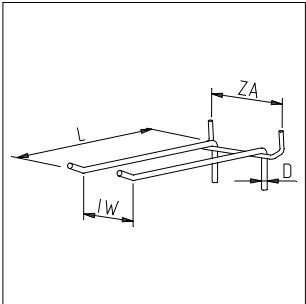
Ref. no.	L	D	B	ZA	VE
123 244 000 01 17	200	4,0	28	25	50





Fittings for Continental Hardboard (3 mm thick)

1884 Twin open hook with fixed bridge, bright zinc



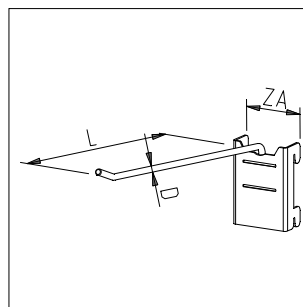
Ref. no.	L	D	B	ZA	VE
123 430 000 01 17	60	3,5	35	50	50
123 431 000 01 17	80	3,5	35	50	50



## 1411 Heavy duty single prong hook for key hole slot panels, bright zinc



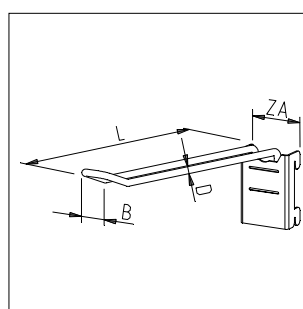
Ref. no.	L	D	B	ZA	VE
225 160 000 01 20	200	6,0	-	45	100
225 180 000 01 20	300	8,0	-	45	100
225 111 000 01 17	400	10,0	-	45	50



## 1412 Heavy duty looped hook for key hole slot panels, Ø 4,8 mm, bright zinc



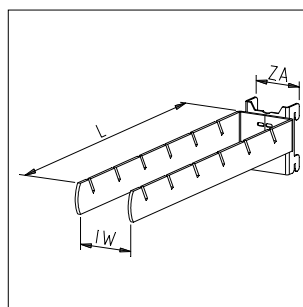
Ref. no.	L	D	B	ZA	VE
225 250 000 01 20	200	4,8	28	45	100
225 251 000 01 20	300	4,8	28	45	100



## 1415.3/1415.6 Trowel holder, horizontal, for key hole slot panels, bright zinc



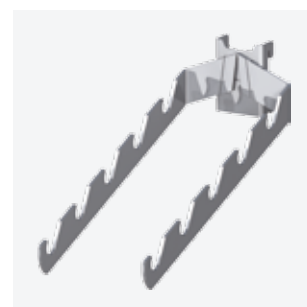
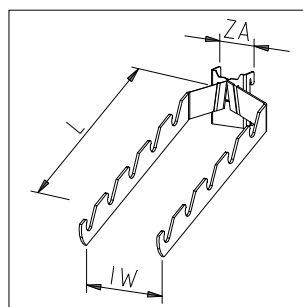
Ref. no.	L	IW	ZA	VE
225 360 000 01 17	300	30	45	50
225 660 000 01 17	300	60	45	50



## 1424 Brace holder, downward sloping, for key hole slot panels, bright zinc

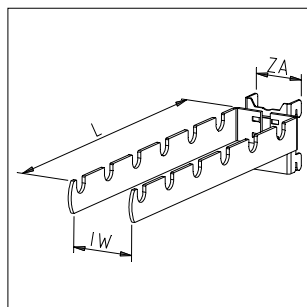


Ref. no.	L	IW	ZA	VE
225 400 000 01 17	300	100	45	50



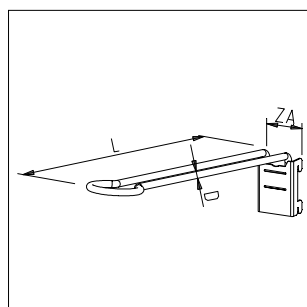
## Fittings for key hole slot panels

### 1405.6 Tool holder for key hole slot panels, bright zinc



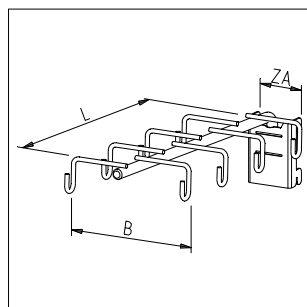
Ref. no.	L	IW	ZA	VE
225 670 000 01 17	300	60	45	50

### 1484 Garden tool holder for key hole slot panels, bright zinc



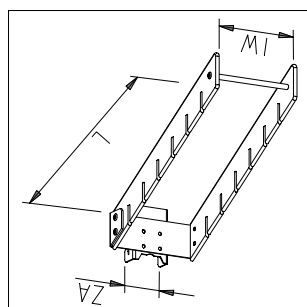
Ref. no.	L	D	B	ZA	VE
225 380 000 01 17	400	8,0	-	45	50

### 1428 Holder for tools without handles, key hole slot panels, bright zinc



Ref. no.	L	D	B	ZA	VE
225 700 000 01 17	300	-	110	45	50

### 1425 Hacksaw holder for key hole slot panels, bright zinc, black plastic



Ref. no.	L	IW	ZA	VE
225 410 000 01 17	300	100	45	50

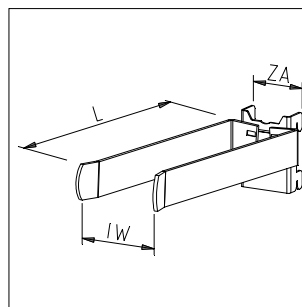




## 1479 Holder for supporting handles, inner width 60 mm, for key hole slot panels, bright zinc



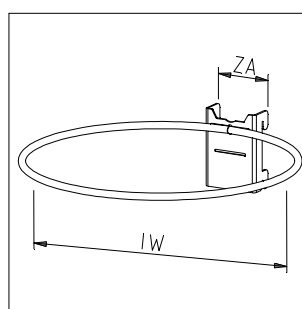
Ref. no.	L	IW	ZA	VE
225 690 000 01 17	240	60	45	50
225 692 000 01 17	400	60	45	50



## 1429 Circular holder for key hole slot panels, bright zinc



Ref. no.	L	IW	ZA	VE
225 760 000 01 17	-	230	45	50



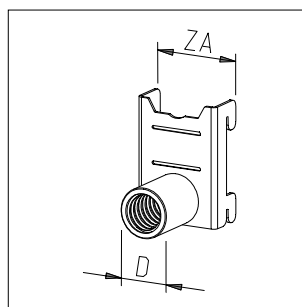
## 1402/1403 Threaded rod holder for key hole slot panels, bright zinc



Ref. no.	L	D	ZA	VE
225 900 000 01 89	-	20,0	45	1
225 910 000 01 89	-	20,0	45	1

225 900 ... internal thread

225 910 ... external thread





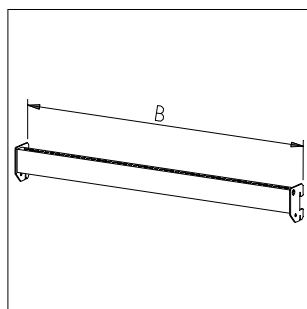

# Fittings for rectangular rear support bars





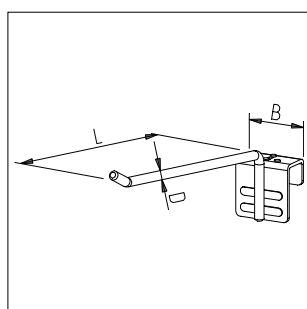
# Fittings for rectangular rear support bars

## 6351 Perforated rear support bar, 50x20mm, epoxy coated



Ref. no.	B	VE
158 001 000 ... 89	665	1
158 002 000 ... 89	1000	1
158 003 000 ... 89	1250	1
158 004 000 ... 89	1330	1
RAL 9010 pure white:		158 ... 67 ...
RAL 9001 cream white:		158 ... 60 ...
RAL 7035 light grey:		158 ... 56 ...

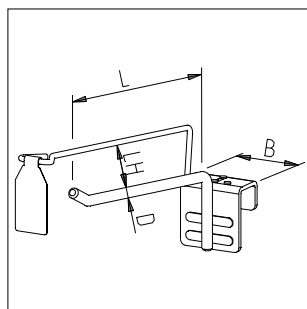
## 3406.8/3416.8 Single prong hook, bright zinc



Ref. no.	L	D	B	VE
168 180 000 01 20	200	8,0	50	100
168 181 000 01 20	250	8,0	50	100
168 182 000 01 20	300	8,0	50	100
168 184 000 01 17	400	8,0	50	50
168 112 000 01 17	400	10,0	50	50
168 114 000 01 17	500	10,0	50	50

With lug to fit into perforated, rear support bar

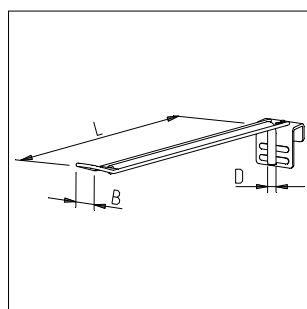
## F3406.8/F3416.8 Single prong back bar hook, with overarm and price flap, bright zinc



Ref. no.	L	D	B	VE
168 182 333 01 89	300	8,0	50	1
168 112 133 01 89	400	10,0	50	1

With lug to fit into perforated, rear support bar

## 3410.8 Extra heavy duty, back bar hook, bright zinc



Ref. no.	L	D	B	VE
168 291 000 01 89	300	10,0	28	1
168 293 000 01 89	400	10,0	28	1
168 294 000 01 89	450	10,0	28	1
168 295 000 01 89	500	10,0	28	1

With lug to fit into perforated, rear support bar



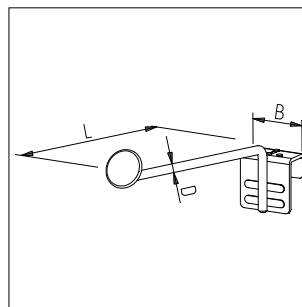
## Fittings for rectangular rear support bars

### 3406.1/3416.1/ 3426.1 Back bar hook, with round price plate, bright zinc



Ref. no.	L	D	B	VE
168 181 081 01 17	250	8,0	50	50
168 112 081 01 17	400	10,0	50	50
168 123 081 01 17	450	12,0	50	50

With lug to fit into perforated, rear support bar

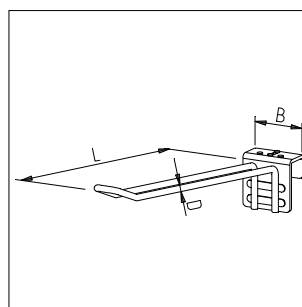


### 73491.8 Looped backbar hook, bright zinc



Ref. no.	L	D	B	VE
168 252 000 01 89	200	4,8	50	1
168 254 000 01 89	300	4,8	50	1
168 257 000 01 89	400	4,8	50	1

With lug to fit into perforated, rear support bar

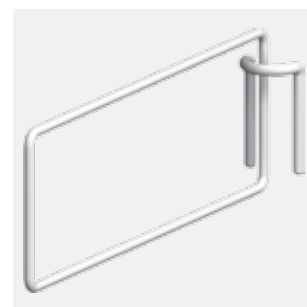
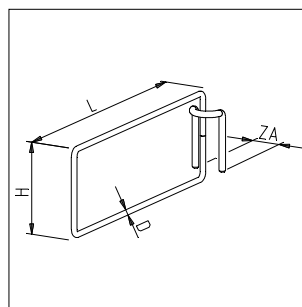


### 72013 Divider arm, RAL 9001 cream white



Ref. no.	L	D	H	ZA	VE
177 701 000 60 89	320	7,0	115	37,5	1
177 703 000 60 89	420	7,0	115	37,5	1
177 706 000 60 89	520	7,0	115	37,5	1

Fits rectangular rear support bar


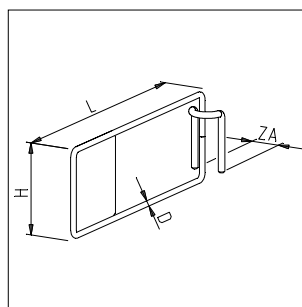


### 72013 B Divider arm with plate, RAL 9001 cream white



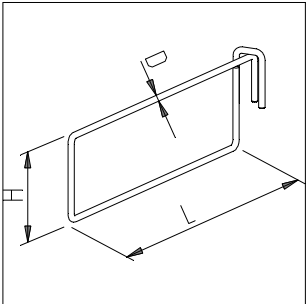
Ref. no.	L	D	H	ZA	VE
177 701 861 60 89	320	7,0	115	37,5	1
177 703 861 60 89	420	7,0	115	37,5	1
177 706 861 60 89	520	7,0	115	37,5	1

Fits rectangular rear support bar



Fittings for rectangular rear support bars

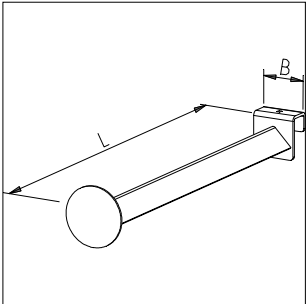
16070 Universal Divider, right, left, centre, RAL 7035 light grey



Ref. no.	L	D	H	ZA	VE
160 703 000 56 89	420	8,0	115	45	1

Fits rectangular rear support bar

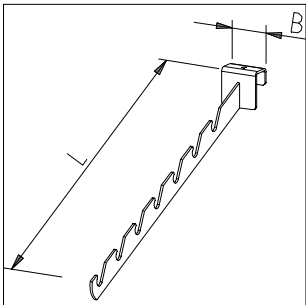
3427 Angled arm with price plate, 70 mm dia, bright zinc



Ref. no.	L	D	B	VE
169 400 082 01 17	400	-	50	50

With lug to fit into perforated, rear support bar

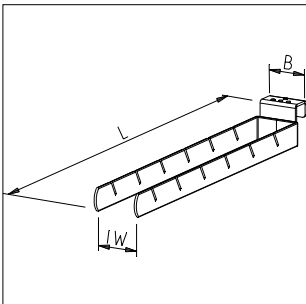
3418 Notched arm, bright zinc



Ref. no.	L	D	B	VE
168 590 000 01 17	420	-	50	50

With lug to fit into perforated, rear support bar

3419.6 Halter für 6 Maurerkellen, gerade, glanzverzinkt



Ref. no.	L	IW	B	VE
169 620 000 01 89	400	60	50	1

Without lug in saddle; fits all 20 mm, rectangular rear support bar





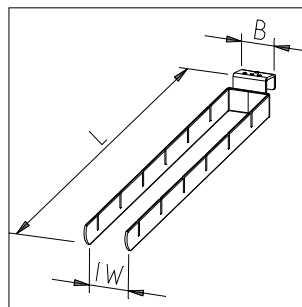
## Fittings for rectangular rear support bars

### 3420.6 Holder for 6 trowels, sloping downwards, bright zinc



Ref. no.	L	IW	B	VE
169 630 000 01 89	400	60	50	1

Without lug in saddle; fits all 20 mm, rectangular rear support bar

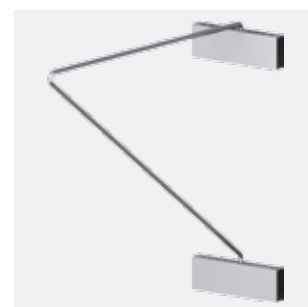
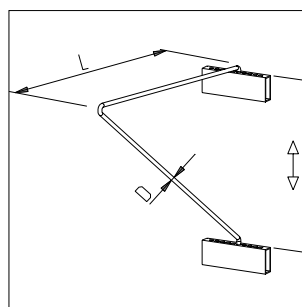


### 75133.9/75134.0 Swinging arm, bright zinc



Ref. no.	L	D	B	VE
160 690 000 01 89	550	8,0	-	1
160 691 000 01 89	750	8,0	-	1

To fit into two perforated rear support bars


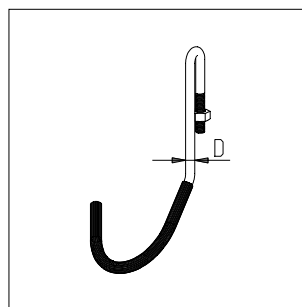


### 3438 Bicycle holder, also for mountain bikes, Ø 7,0 mm, bright zinc



Ref. no.	L	D	B	VE
160 470 900 01 10	-	7,0	-	10

Supplied with fittings for perforated rectangular rear support bars

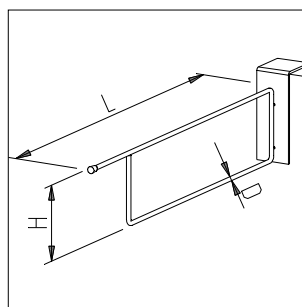


### 171900... Divider arm with upper extension, bright zinc



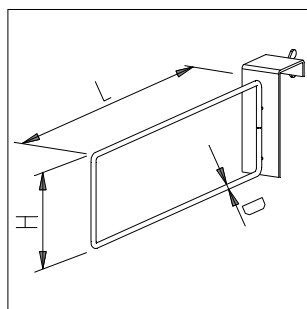
Ref. no.	L	D	H	VE
171 900 000 01 89	495	6,0	105	1

Suitable for backbars up to 50 mm width, incl. screw fitting



## Fittings for rectangular rear support bars

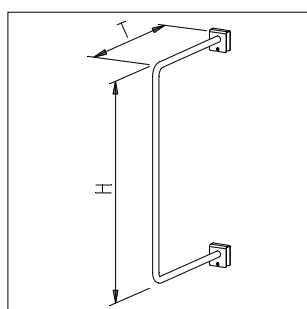
### 171901..., Divider arm, bright zinc



Ref. no.	L	D	H	VE
171 901 801 01 89	395	6,0	115	1

Suitable for backbars up to 50 mm width, incl. screw fitting

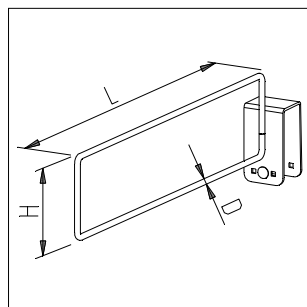
### 27980... Divider arm for rectangular rear support bars 50 x 20 mm, RAL 9010 pure white



Ref. no.	T	H	VE
279 800 000 67 89	400	720	1

For 50 mm slot pitch, suitable for backbars up to 20 mm width

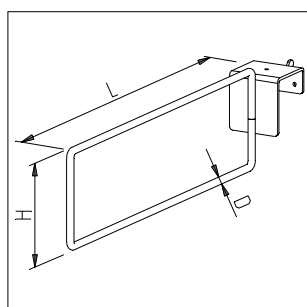
### 72113... Divider arm, bright zinc



Ref. no.	T	D	H	VE
164 880 000 01 89	500	8,0	120	1

Suitable for backbars up to 40 mm width, incl. screw fitting

### 17197... Divider arm for heavy duty, shelving, for 50 mm bars, bright zinc



Ref. no.	L	D	H	VE
171 970 000 01 89	400	8,0	115	1
171 971 000 01 89	500	8,0	115	1
171 972 000 01 89	600	8,0	115	1
171 973 000 01 89	700	8,0	115	1
171 974 000 01 89	900	8,0	115	1
171 975 000 01 89	1100	8,0	115	1
171 976 000 01 89	750	8,0	115	1

Incl. wing nut M5 x 16



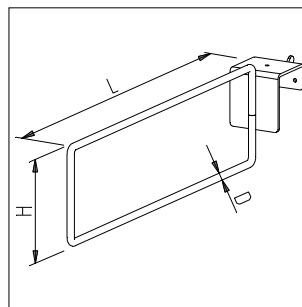
## Fittings for rectangular rear support bars

### 17196... Divider arm for heavy duty, shelving for 40 mm rear support bars, bright zinc



Ref. no.	L	D	H	VE
171 960 000 01 89	400	8,0	115	1
171 961 000 01 89	500	8,0	115	1
171 962 000 01 89	600	8,0	115	1
171 963 000 01 89	700	8,0	115	1
171 965 000 01 89	1100	8,0	115	1
171 966 000 01 89	750	8,0	115	1

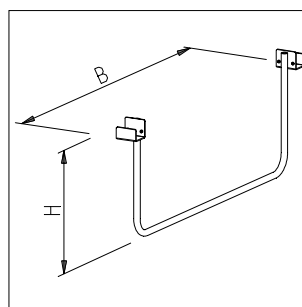
Incl. wing nut M5 x 16



### 117193... Door and window divider for heavy duty shelving, for 50 mm bars, bright zinc



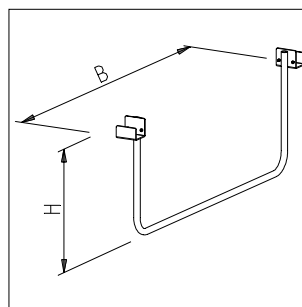
Ref. no.	B	H	VE
171 930 801 01 89	1050	400	1
171 930 802 01 89	1050	500	1
171 931 801 01 89	1200	400	1
171 931 802 01 89	1200	500	1
171 932 802 01 89	800	500	1



### 17194...Door and window divider for heavy duty shelving, for 40 mm bars, bright zinc



Ref. no.	B	H	VE
171 940 802 01 89	1050	500	1
171 941 802 01 89	1200	500	1





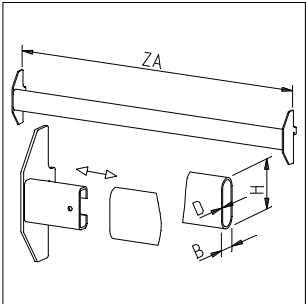



## Fittings for tubular rear support bars



Fittings for tubular rear support bars

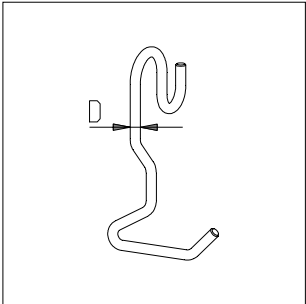
6251/6252 Rear support bar, 50 x 20 mm flat oval tube, heavy duty chrome plated



Ref. no.	H	D	B	ZA	VE
155 000 000 04 89	50	2,0	20	625	1
155 001 000 04 89	50	2,0	20	665	1
155 002 000 04 89	50	2,0	20	1000	1
155 003 000 04 89	50	2,0	20	1250	1

Supplied with end adapters.  
These fit into most slotted uprights.

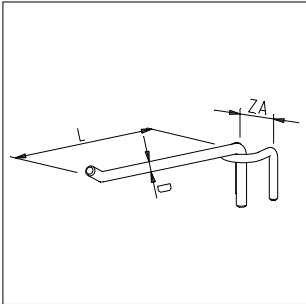
76012 Bag hook chrome plated



Ref. no.	L	D	ZA	VE
102 530 000 04 20	92	4,8	-	100

for 50 x 20 mm rear support bar

6108/7108 Single prong hook Ø 8,0 mm chrome plated



Ref. no.	L	D	ZA	VE
166 180 000 04 89	200	8,0	37,5	1
166 182 000 04 89	300	8,0	37,5	1
166 184 000 04 89	400	8,0	37,5	1
166 192 000 04 89	460	8,0	37,5	1
166 186 000 04 89	500	8,0	37,5	1
167 180 000 04 89	200	8,0	37,5	1
167 182 000 04 89	300	8,0	37,5	1
167 184 000 04 89	400	8,0	37,5	1
167 192 000 04 89	460	8,0	37,5	1
167 186 000 04 89	500	8,0	37,5	1

for 50 x 20 mm rear support bar,  
166 ... claw fitting over the bar, 167 ... claw fitting into the bar



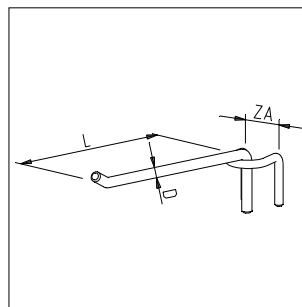
## Fittings for tubular rear support bars

### 6110/7110 Single prong hook Ø 10,0 mm chrome plated



Ref. no.	L	D	ZA	VE
166 112 000 04 89	300	10,0	37,5	1
166 114 000 04 89	400	10,0	37,5	1
166 116 000 04 89	500	10,0	37,5	1
167 112 000 04 89	300	10,0	37,5	1
167 114 000 04 89	400	10,0	37,5	1
167 116 000 04 89	500	10,0	37,5	1

for 50 x 20 mm rear support bar,  
166 ... claw fitting over the bar, 167 ... claw fitting into the bar

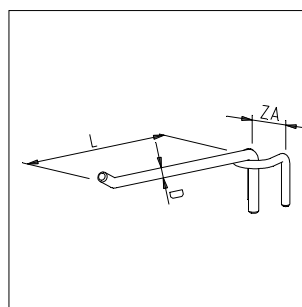


### 6112/7112 Single prong hook Ø12,0 mm chrome plated



Ref. no.	L	D	ZA	VE
166 120 000 04 89	300	12,0	70	1
166 121 000 04 89	400	12,0	70	1
166 123 000 04 89	500	12,0	70	1
167 120 000 04 89	300	12,0	37,5	1
167 121 000 04 89	400	12,0	37,5	1
167 123 000 04 89	500	12,0	37,5	1

for 50 x 20 mm rear support bar,  
166 ... claw fitting over the bar, 167 ... claw fitting into the bar

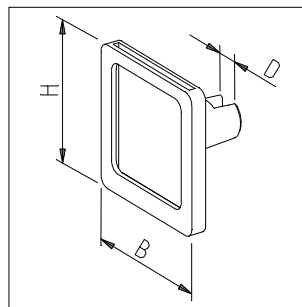


### 78015/78025/78035 Supplementary price/size plate black plastic



Ref. no.	D	B	H
036 080 000 87 89	8,0	40	40
036 100 000 87 89	10,0	40	40
036 120 000 87 89	12,0	40	40

for heavy duty single prong hooks  
for Ø 8,0  
for Ø 10,0  
for Ø 12,0

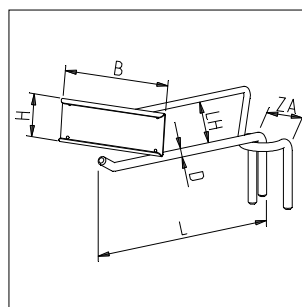


### 6208/7208 Single prong hook with price plate Ø 8,0 mm chrome plated



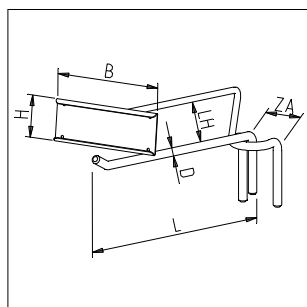
Ref. no.	L	D	LH	ZA	VE
166 180 501 04 89	200	8,0	38	37,5	1
166 182 501 04 89	300	8,0	38	37,5	1
166 184 501 04 89	400	8,0	38	37,5	1
167 180 501 04 89	200	8,0	38	37,5	1
167 182 501 04 89	300	8,0	38	37,5	1
167 184 501 04 89	400	8,0	38	37,5	1

for 50 x 20 mm rear support bar,  
166 ... claw fitting over the bar, 167 ... claw fitting into the bar,  
Size of price plate B = 90 mm, H = 40 mm



# Fittings for tubular rear support bars

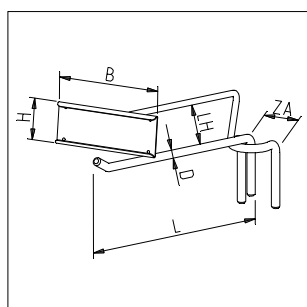
## 6210/7210 Single prong hook with price plate Ø 10,0 mm chrome plated



Ref. no.	L	D	LH	ZA	VE
166 114 501 04 89	400	10,0	38	37,5	1
167 114 501 04 89	400	10,0	38	37,5	1

for 50 x 20 mm rear support bar,  
166 ... claw fitting over the bar,  
167 ... claw fitting into the bar,  
Size of price plate B = 90 mm, H = 40 mm

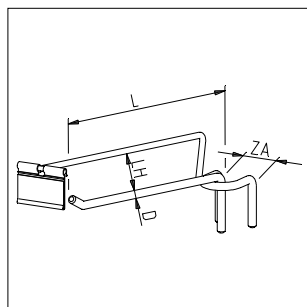
## 6212/7212 Single prong hook with price plate Ø 12,0 mm chrome plated



Ref. no.	L	D	LH	ZA	VE
166 121 501 04 89	400	12,0	38	70	1
166 123 501 04 89	500	12,0	38	70	1
167 121 501 04 89	400	12,0	38	37,5	1
167 123 501 04 89	500	12,0	38	37,5	1

for 50 x 20 mm rear support bars  
166 ... claw fitting over bar  
167 ... claw fitting into bar  
Size of price plate B = 90 mm, H = 40 mm

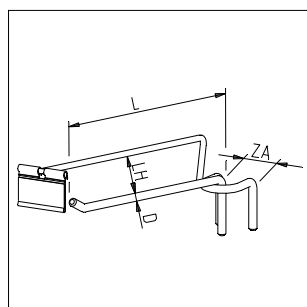
## A6108/.../A7108/... Single prong hook with swinging ticket holder Ø 8,0 mm chrome plated



Ref. no.	L	D	LH	ZA	VE
166 180 ... 04 89	200	8,0	38	37,5	1
166 182 ... 04 89	300	8,0	38	37,5	1
166 184 ... 04 89	400	8,0	38	37,5	1
166 186 ... 04 89	500	8,0	38	37,5	1
167 180 ... 04 89	200	8,0	38	37,5	1
167 182 ... 04 89	300	8,0	38	37,5	1
167 184 ... 04 89	400	8,0	38	37,5	1
167 186 ... 04 89	500	8,0	38	37,5	1

for 50 x 20 mm rear support bars, 166 ... claw fitting over bar, 167 ... claw fitting into bar,  
Choice of ticket holders. Please refer to page 33 in section 1.

## A6110/.../A7110/... Single prong hook with swinging ticket holder Ø 10,0 mm chrome plated



Ref. no.	L	D	LH	ZA	VE
166 112 ... 04 89	300	10,0	38	37,5	1
166 114 ... 04 89	400	10,0	38	37,5	1
166 116 ... 04 89	500	10,0	38	37,5	1
167 112 ... 04 89	300	10,0	38	37,5	1
167 114 ... 04 89	400	10,0	38	37,5	1
167 116 ... 04 89	500	10,0	38	37,5	1

for 50 x 20 mm rear support bars, 166 ... claw fitting over bar, 167 ... claw fitting into bar,  
Choice of ticket holders. Please refer to page 33 in section 1.





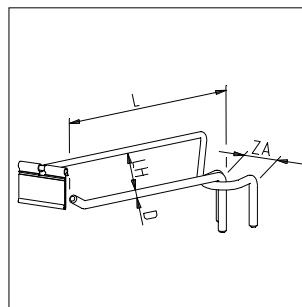
## Fittings for tubular rear support bars

### A 6112/.../A7112/... Single prong hook with swinging ticket holder Ø 12,0 mm chrome plated



Ref. no.	L	D	LH	ZA	VE
166 121 ... 04 89	400	12,0	38	70	1
166 123 ... 04 89	500	12,0	38	70	1
167 121 ... 04 89	400	12,0	38	37,5	1
167 123 ... 04 89	500	12,0	38	37,5	1

for 50 x 20 mm rear support bars,  
166 ... claw fitting over bar, 167 ... claw fitting into bar,  
Choice of ticket holders. Please refer to page 33 in section 1.


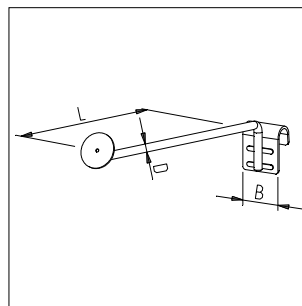


### 14160/14260 Single prong hook with price plate chrome plated



Ref. no.	L	D	B	VE
175 111 081 04 89	400	10,0	50	1
175 121 081 04 89	400	12,0	50	1

for 50 x 20 mm rear support bars

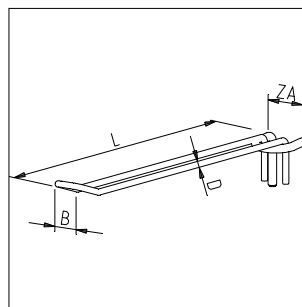


### 6406/7406 Looped hook Ø 6,0 mm chrome plated



Ref. no.	L	D	B	ZA	VE
166 260 000 04 89	200	6,0	28	37,5	1
166 261 000 04 89	300	6,0	28	37,5	1
166 262 000 04 89	400	6,0	28	37,5	1
166 263 000 04 89	500	6,0	28	37,5	1
167 260 000 04 89	200	6,0	28	37,5	1
167 261 000 04 89	300	6,0	28	37,5	1
167 262 000 04 89	400	6,0	28	37,5	1
167 263 000 04 89	500	6,0	28	37,5	1

for 50 x 20 mm rear support bars,  
166 ... claw fitting over bar, 167 ... claw fitting into bar

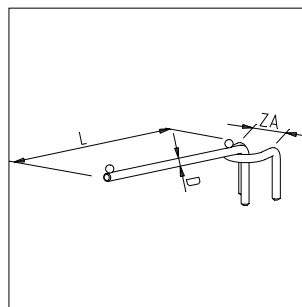


### 6163/7163 Single prong hook with two balls Ø 12,0 mm chrome plated



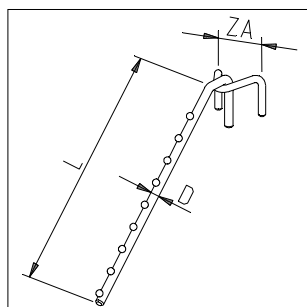
Ref. no.	L	D	B	ZA	VE
166 030 852 04 89	500	12,0	-	70	1

for 50 x 20 mm rear support bars,  
166 ... claw fitting over bar



## Fittings for tubular rear support bars

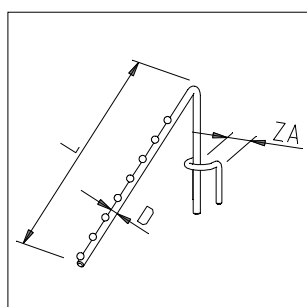
### 6151/7151 Hanging arm with balls Ø 12,0 mm chrome plated



Ref. no.	L	D	B	ZA	VE
166 532 859 04 89	370	12,0	-	70	1
166 536 862 04 89	490	12,0	-	70	1
166 537 864 04 89	570	12,0	-	70	1
167 532 859 04 89	370	12,0	-	37,5	1
167 536 862 04 89	490	12,0	-	37,5	1
167 537 864 04 89	570	12,0	-	37,5	1

for 50 x 20 mm rear support bars,  
166 ... claw fitting over bar, 167 ... claw fitting into bar

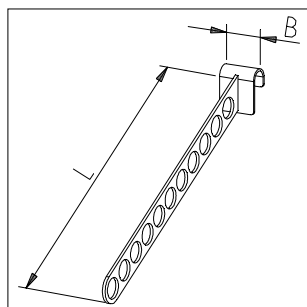
### 6145 Hanging arm with balls and support Ø 10,0 mm chrome plated



Ref. no.	L	D	B	ZA	VE
166 510 858 04 89	380	10,0	-	37,5	1

for 50 x 20 mm rear support bars

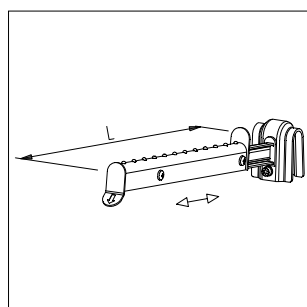
### 14250 Sloping arm for hanging merchandise chrome plated



Ref. no.	L	D	B	VE
175 565 814 04 89	500	-	50	1

for 50 x 20 mm rear support bars

### 299 Telescopic arm for hanging merchandise, automatic return chrome plated



Ref. no.	L	D	B	VE
175 500 940 04 89	300	-	-	1
175 501 940 04 89	400	-	-	1
175 503 940 04 89	500	-	-	1

for 50 x 20 mm rear support bars

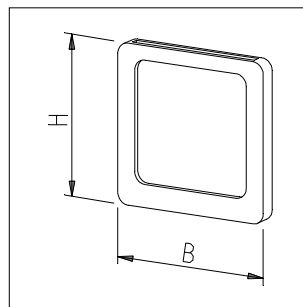


## 78005 Supplementary price/size plate black plastic



Ref. no.	H	B	VE
036 000 000 87 89	56	56	1


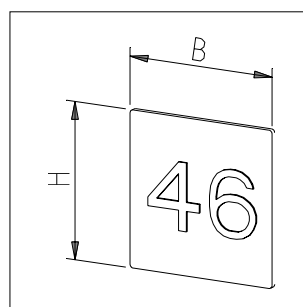
Fittings especially for item ref. 299



## 78010 Numbers for inserting into supplementary price plate white plastic with black numbers




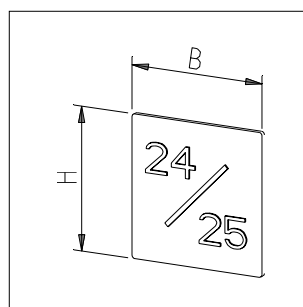
Ref. no.	Nr.	Ref. no.	Nr.
036 410 823 90 89	23	036 410 842 90 89	42
036 410 824 90 89	24	036 410 843 90 89	43
036 410 825 90 89	25	036 410 844 90 89	44
036 410 826 90 89	26	036 410 845 90 89	45
036 410 827 90 89	27	036 410 846 90 89	46
036 410 828 90 89	28	036 410 847 90 89	47
036 410 829 90 89	29	036 410 848 90 89	48
036 410 830 90 89	30	036 410 849 90 89	49
036 410 831 90 89	31	036 410 850 90 89	50
036 410 832 90 89	32	036 410 851 90 89	51
036 410 833 90 89	33	036 410 852 90 89	52
036 410 834 90 89	34	036 410 853 90 89	53
036 410 835 90 89	35	036 410 854 90 89	54
036 410 836 90 89	36	036 410 928 90 89	128
036 410 837 90 89	37	036 410 940 90 89	140
036 410 838 90 89	38	036 410 952 90 89	152
036 410 839 90 89	39	036 410 964 90 89	164
036 410 840 90 89	40	036 410 976 90 89	176
036 410 841 90 89	41		

Each sheet contains 24 identical single numbers  
Dimensions H = 45 mm, B = 45 mm

## 78012 Numbers for inserting into supplementary price plate white plastic with black numbers

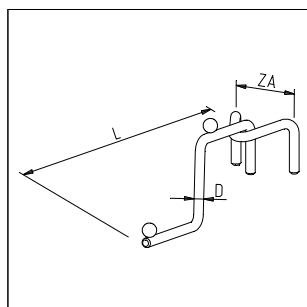


Ref. no.	Nr.	Ref. no.	Nr.
036 420 037 90 89	37/38	036 420 056 90 89	56/58
036 420 039 90 89	39/40	036 420 058 90 89	58/60
036 420 041 90 89	41/42	036 420 062 90 89	62/68
036 420 043 90 89	43/44	036 420 074 90 89	74/80
036 420 045 90 89	45/46	036 420 086 90 89	86/92
036 420 046 90 89	46/47	036 420 098 90 89	98/104
036 420 048 90 89	48/50	036 420 104 90 89	104/110

Each sheet contains 24 identical twin numbers  
Dimensions H = 45 mm, B = 45 mm

# Fittings for tubular rear support bars

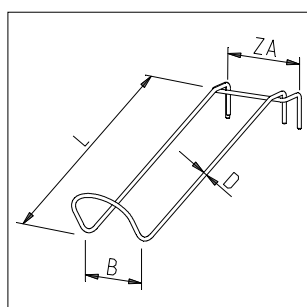
## 6166.2/7166.2 Stepped arm Ø 10,0 mm chrome plated



Ref. no.	L	D	ZA	VE
166 300 852 04 89	200	10,0	70	1
167 300 852 04 89	200	10,0	70	1

for 50 x 20 mm rear support bars  
 166 ... claw fitting over bar  
 167 ... claw fitting into bar

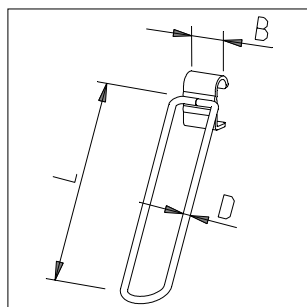
## 6220 Ball holder Ø 8,0 mm chrome plated



Ref. no.	L	D	B	ZA	VE
176 480 000 04 89	500	8,0	145	162,5	1

for 50 x 20 mm rear support bars

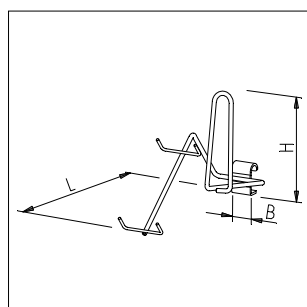
## 71728.1 Holder for inline skates Ø 8,0 mm chrome plated



Ref. no.	L	D	B	VE
165 480 000 04 89	400	8,0	40	1

for 50 x 20 mm rear support bars

## 6294 Shoe display holder (upper and sole) Ø 8,0 mm chrome plated



Ref. no.	L	D	B	H	VE
165 390 000 04 89	400	8,0	40	250	1

for 50 x 20 mm rear support bars





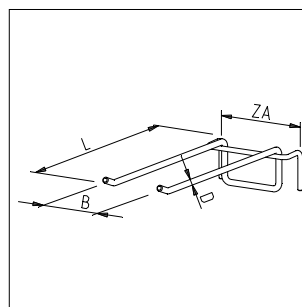
## Fittings for tubular rear support bars

### 6168/6170 Twin open hook for squash racquets, bags etc. chrome plated



Ref. no.	L	D	B	ZA	VE
176 200 000 04 89	300	8,0	113	150	1
176 211 000 04 89	400	10,0	113	150	1
176 212 000 04 89	500	10,0	113	150	1

for 50 x 20 mm rear support bars

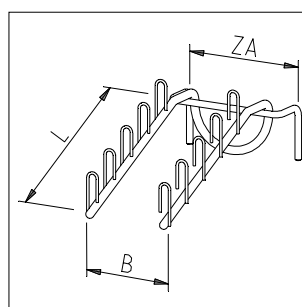


### 6156.5 Holder for 5 tennis racquets Ø 10,0 mm chrome plated



Ref. no.	L	D	B	ZA	VE
176 610 805 04 89	300	10,0	112	150	1

for 50 x 20 mm rear support bars


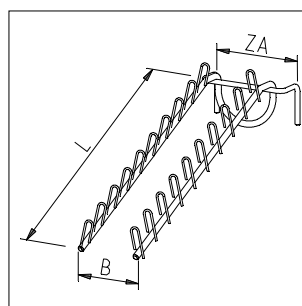


### 6156 Holder for 10 tennis racquets Ø 10,0 mm chrome plated



Ref. no.	L	D	B	ZA	VE
176 611 810 04 89	500	10,0	112	150	1

for 50 x 20 mm rear support bars



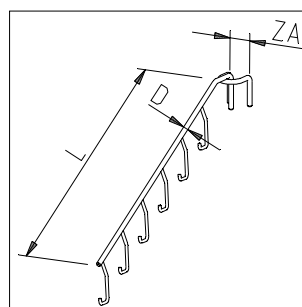
### 6278.6/7278.6 Holder for 6 tennis racquets Ø 8,0 mm chrome plated



Ref. no.	L	D	B	ZA	VE
166 600 806 04 89	500	8,0	-	37,5	1
167 600 806 04 89	500	8,0	-	37,5	1

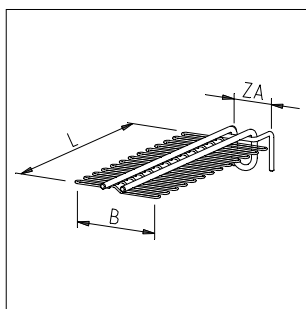
for 50 x 20 mm rear support bars

166 ... claw fitting over bar, 167 ... claw fitting into bar



## Fittings for tubular rear support bars

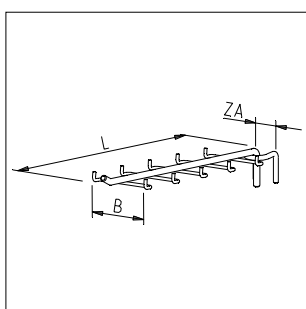
### 6157 Holder for 24 table tennis bats Ø 10,0 mm chrome plated



Ref. no.	L	D	B	ZA	VE
176 051 824 04 89	440	10,0	181	75	1

for 50 x 20 mm rear support bars

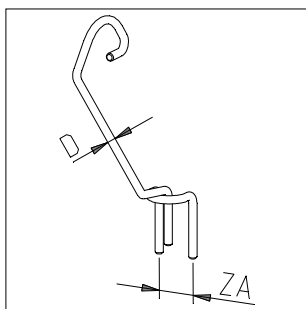
### 6153 Holder for 10 ski poles Ø 10,0 mm chrome plated



Ref. no.	L	D	B	ZA	VE
166 116 810 04 89	500	10,0	100	37,5	1

for 50 x 20 mm rear support bars  
166 ... claw fitting over bar

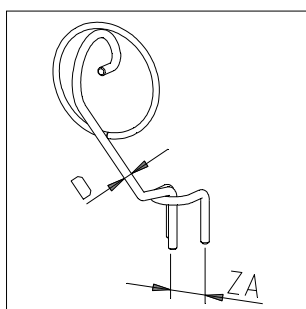
### 7164 Holder for boxing gloves Ø 8,0 mm chrome plated



Ref. no.	L	D	B	ZA	VE
167 380 000 04 05	200	8,0	-	37,5	1

for 50 x 20 mm rear support bars  
167 ... claw fitting into bar

### 6165/7165 Holder for motorcycle helmets Ø 8,0 mm chrome plated



Ref. no.	L	D	B	ZA	VE
166 380 861 04 89	-	8,0	-	37,5	1
167 380 861 04 89	-	8,0	-	37,5	1

for 50 x 20 mm rear support bars  
166 ... claw fitting over bar  
167 ... claw fitting into bar



## 6149/7149 Spinner for hanging merchandise chrome plated

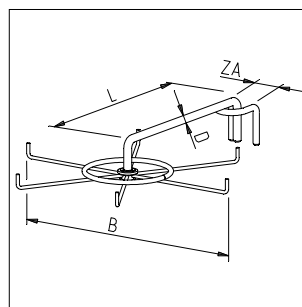


Ref. no.	L	D	B	ZA	VE
166 340 000 04 89	254	10,0	309	40	1
167 340 000 04 89	254	10,0	309	40	1

for 50 x 20 mm rear support bars

166 ... claw fitting over bar

167 ... claw fitting into bar

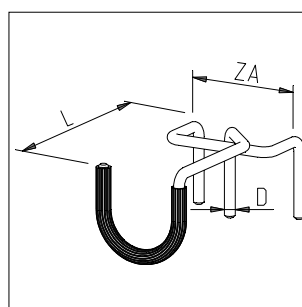


## 6225 Bicycle holder, rubber sleeved Ø 10,0 mm chrome plated



Ref. no.	L	D	B	ZA	VE
176 410 900 04 89	140	10,0	-	87	1

for 50 x 20 mm rear support bars

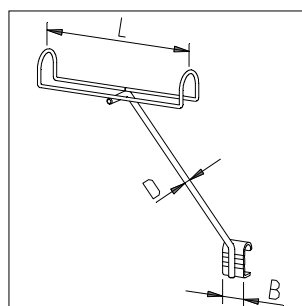


## 3940 Cycle tyre holder Ø 10,0 mm chrome plated



Ref. no.	L	D	B	VE
165 800 000 04 89	400	10,0	40	1

for 50 x 20 mm rear support bars



## 71004 B/72004 B Iron display holder Ø 10,0 mm chrome plated

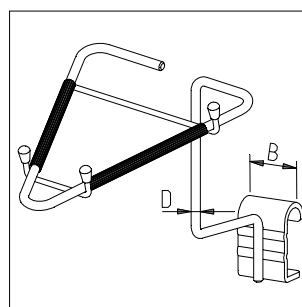


Ref. no.	L	D	B	VE
167 700 900 04 89	-	7,0	35	1
165 700 900 04 89	-	7,0	35	1

for 50 x 20 mm rear support bars

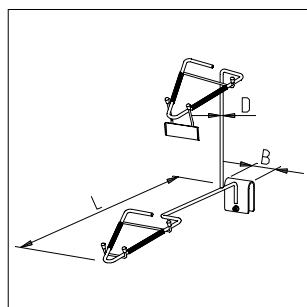
167 ... claw fitting into bar

165 ... claw fitting over bar



# Fittings for tubular rear support bars

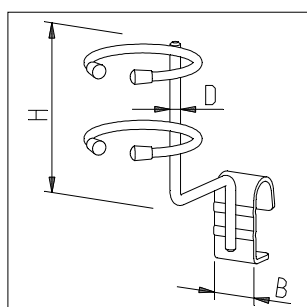
## 175460 Double iron display holder chrome plated



Ref. no.	B	L	D	VE
175 460 922 04 89	60	500	7,0	1

for 50 x 20 mm rear support bars

## 71004 F/72004 F Hair dryer display holder Ø 7,0 mm chrome plated

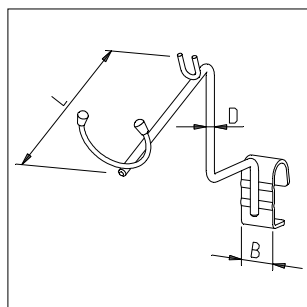


Ref. no.	H	D	B	VE
167 710 000 04 89	80	7,0	35	1
165 710 000 04 89	80	7,0	35	1

for 50 x 20 mm rear support bars

165 ... claw fitting over bar, 167 ... claw fitting into bar

## 71004 L/72004 L Hair curler display holder Ø 7,0 mm chrome plated

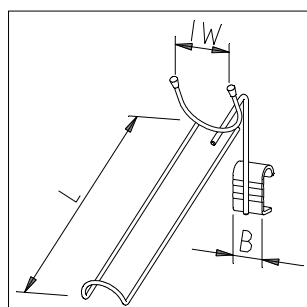


Ref. no.	L	D	B	VE
167 720 000 04 89	100	7,0	35	1
165 720 000 04 89	100	7,0	35	1

for 50 x 20 mm rear support bars

165 ... claw fitting over bar, 167 ... claw fitting into bar

## 165640 Mixer wand holder chrome plated



Ref. no.	B	L	IW	VE
165 640 920 04 89	40	315	74	1

for 50 x 20 mm rear support bars





## 71243/76243 Bed linen display Ø 10,0 mm chrome plated



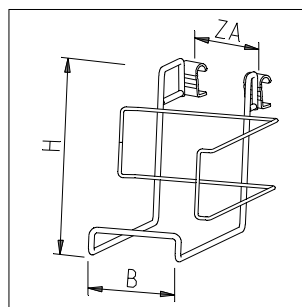
Ref. no.	H	B	ZA	VE
167 440 880 04 89	257	170	187	1
167 440 881 04 89	257	170	187	1
165 430 880 04 89	257	170	187	1
165 430 881 04 89	257	170	187	1

for 50 x 20 mm rear support bars

167 440 880 ... feed from left, 165 430 880 ... feed from left

167 440 881 ... feed from right, 165 430 881 ... feed from right

167 ... claw fitting into bar, 165 ... claw fitting over bar

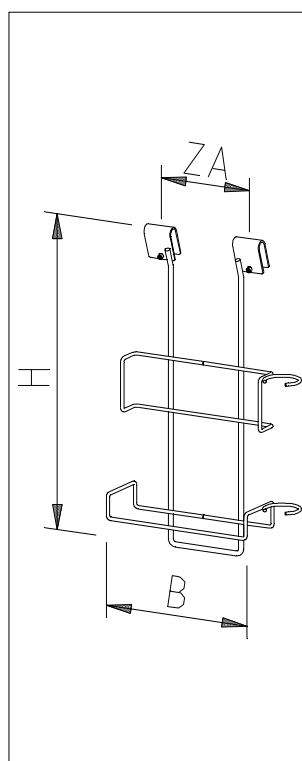


## 3932.1 Cylinder vacuum cleaner display chrome plated



Ref. no.	H	B	ZA	VE
175 450 862 04 89	620	402,8	64	1

for 50 x 20 mm rear support bars

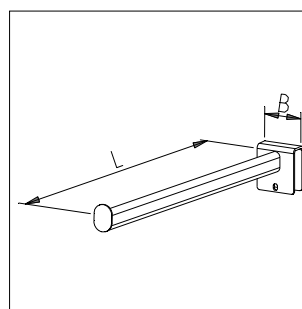


## 27986... Straight arm in 30 x 15 mm tube chrome plated



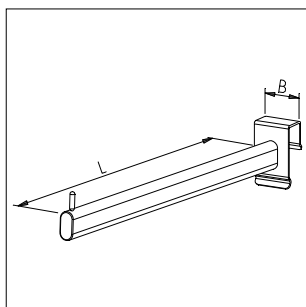
Ref. no.	B	L	H	VE
279 862 801 04 89	60	350	-	1
279 860 801 04 89	60	500	-	1
279 861 801 04 89	60	600	-	1

for 50 x 20 mm rear support bars



# Fittings for tubular rear support bars

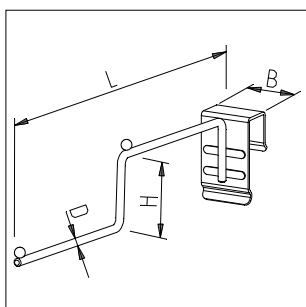
## 17943... Straight arm in 30 x 15 mm tube chrome plated



Ref. no.	L	B	VE
179 431 871 04 89	320	40	1
179 430 871 04 89	420	40	1

fits 50 x 20 mm rectangular rear support bars

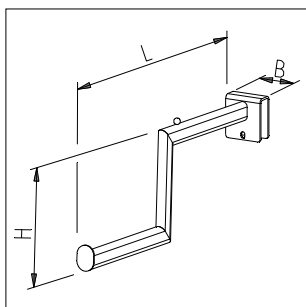
## 179620 Stepped arm chrome plated



Ref. no.	L	B	H	D	VE
179 620 852 04 89	310	40	60	6,0	1

fits 50 x 20 mm rectangular rear support bars

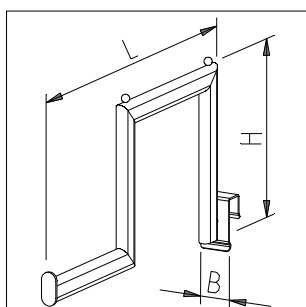
## 279870 Stepped arm in 30 x 15 mm tube chrome plated



Ref. no.	B	L	H	VE
279 870 803 04 89	60	480	180	1

fits 50 x 20 mm rectangular rear support bars

## 179460 Raised stepped arm in 30 x 15 mm tube chrome plated



Ref. no.	L	B	H	VE
179 460 872 04 89	400	40	220	1

fits 50 x 20 mm rectangular rear support bars

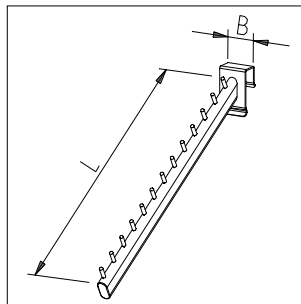


## 17944... Hanging arm with pins in 30 x 15 mm tube chrome plated



Ref. no.	L	B	VE
179 442 877 04 89	230	40	1
179 440 883 04 89	415	40	1

fits 50 x 20 mm rectangular rear support bars

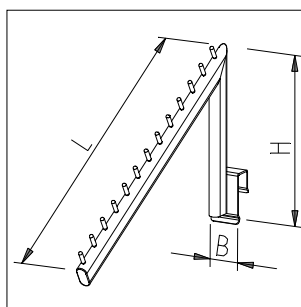


## 17951... Raised hanging arm with pins, 30 x 15 mm tube chrome plated



Ref. no.	L	B	H	VE
179 511 877 04 89	220	40	220	1
179 510 883 04 89	420	40	220	1

fits 50 x 20 mm rectangular rear support bars

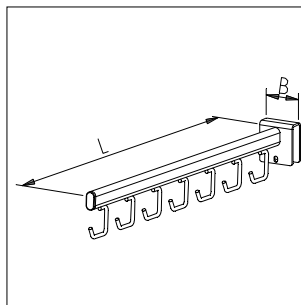


## 179681 Straight arm with 7 hangers in 30 x 15 mm tube chrome plated



Ref. no.	B	L	H	VE
179 681 807 04 89	60	600	-	1

fits 50 x 20 mm rectangular rear support bars

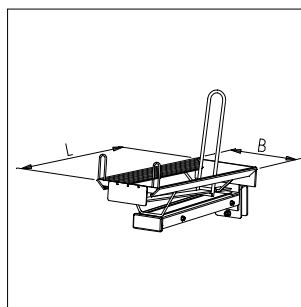


## 169810 Plate display, telescopic with anti-slip surface RAL 7035 light grey



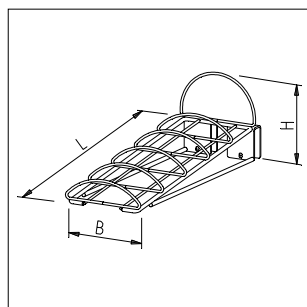
Ref. no.	B	L	VE
169 810 941 56 89	147	415 bis 615	1

fits 50 x 20 mm rectangular rear support bars



# Fittings for tubular rear support bars

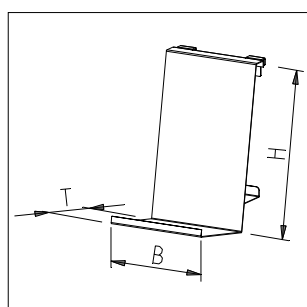
## 16982... Plate display RAL 7035 light grey



Ref. no.	L	B	H	VE
169 820 801 56 89	460	160	170	1
169 820 802 56 89	460	210	220	1
169 820 803 56 89	460	160	170	1
169 820 804 56 89	460	190	220	1

fits 50 x 20 mm rectangular rear support bars

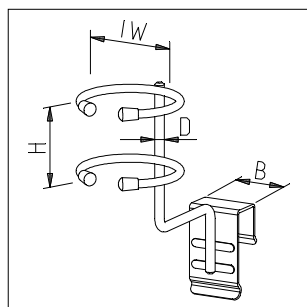
## 169900 Vacuum cleaner display RAL 7035 light grey



Ref. no.	T	H	B	VE
169 900 000 56 89	240	495	300	1

fits 50 x 20 mm rectangular rear support bars

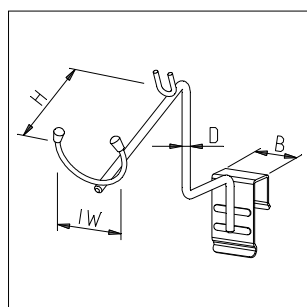
## 179710 Hair dryer display chrome plated



Ref. no.	IW	H	B	D	VE
179 710 000 04 89	66	58	40	7,0	1

fits 50 x 20 mm rectangular rear support bars

## 179720 Hair curler display chrome plated



Ref. no.	IW	H	B	D	VE
179 720 000 04 89	58	130	40	7,0	1

fits 50 x 20 mm rectangular rear support bars





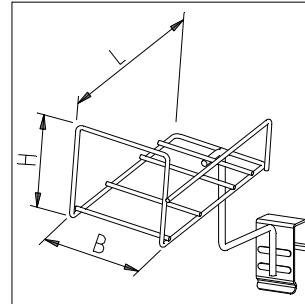
## Fittings for tubular rear support bars

### 179460 Hand mixer display chrome plated



Ref. no.	L	B	H	VE
179 460 000 04 89	195	104	100	1

fits 50 x 20 mm rectangular rear support bars

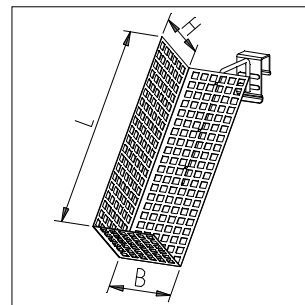


### 179480 Holder for cordless vacuum cleaner, chrome plated



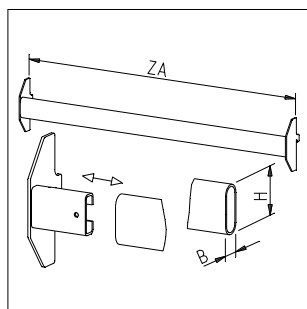

Ref. no.	L	B	H	VE
179 511 877 04 89	220	40	220	1

fits 50 x 20 mm rectangular rear support bars



# Fittings for tubular rear support bars

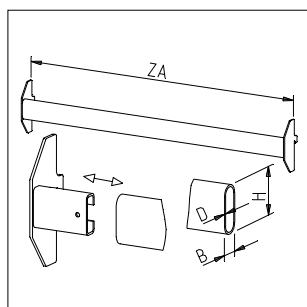

## 613/614/615 Rear support bar, 30 x 15 x 2 mm, flat oval tube, medium duty chrome plated



Ref. no.	H	WA	B	ZA	VE
153 202 000 04 89	30	40	15	1000	1
153 203 000 04 89	30	40	15	1250	1
153 422 000 04 89	30	160	15	1000	1
153 423 000 04 89	30	160	15	1250	1
153 432 000 04 89	30	260	15	1000	1
153 433 000 04 89	30	260	15	1250	1

Supplied with side adapters. The adapters fit most slotted upright systems. WA = Distance from panel  
All the following fittings are suitable for these bars.

## 603 Rear support bar, 30 x 15 x 1,25 mm, flat oval tube, light duty chrome plated



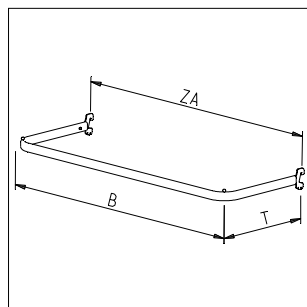
Ref. no.	H	D	B	ZA	VE
153 101 000 04 89	30	1,25	15	665	1
153 102 000 04 89	30	1,25	15	1000	1
153 103 000 04 89	30	1,25	15	1250	1

Supplied with side adapters. The adapters fit most slotted upright systems.

All the following fittings are suitable for these bars.

Other lengths and finishes to order.

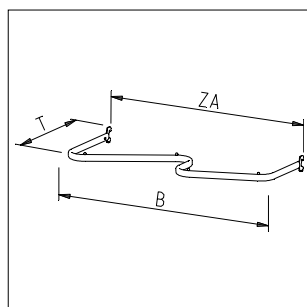
## 6030/6031 Garment rail, 'D' shaped 30 x 15 x 1,25 mm chrome plated



Ref. no.	B	T	ZA	VE
156 021 852 04 89	665	250	662	1
156 022 852 04 89	1000	250	997	1
156 023 852 04 89	1250	250	1247	1
156 031 852 04 89	665	350	662	1
156 032 852 04 89	1000	350	997	1
156 033 852 04 89	1250	350	1247	1

The adapters are suitable for 50 mm grid systems.

## 6033 Garment rail, 'Z' shaped 30 x 15 x 1,25 mm chrome plated



Ref. no.	B	T	ZA	VE
156 092 852 04 89	1000	450	997	1
156 093 852 04 89	1250	450	1247	1
156 094 852 04 89	1330	450	1327	1

The adapters are suitable for 50 mm grid systems.



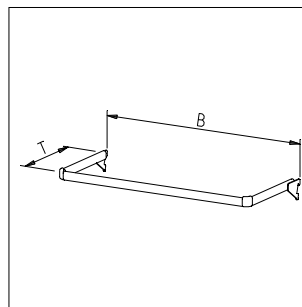
## Fittings for tubular rear support bars

### 6043/.../6044/... Garment rail, 'D' shaped with cast corners, 30 x 15 x 2 mm polished chrome



Ref. no.	B	T	ZA	VE
156 821 860 04 89	665	250	-	1
156 822 860 04 89	1000	250	-	1
156 823 860 04 89	1250	250	-	1
156 831 860 04 89	665	350	-	1
156 832 860 04 89	1000	350	-	1
156 833 860 04 89	1250	350	-	1

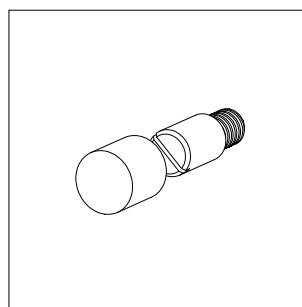
geschliffen, poliert, hochglanzverchromt



### 6051 Glass shelf supports for garment rails, screw fitting, M5 stainless steel with transparent sleeve



Ref. no.	VE
055 650 000 00 89	1

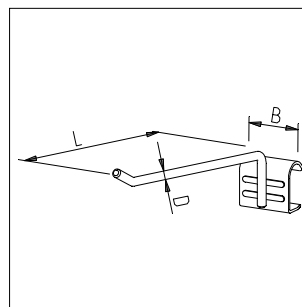


### 611 Single prong hook Ø 6,0 mm chrome plated



Ref. no.	L	D	B	VE
163 163 000 04 89	200	6,0	38	1
163 166 000 04 89	300	6,0	38	1
163 167 000 04 89	400	6,0	38	1

fits 30 x 15 mm flat oval tube

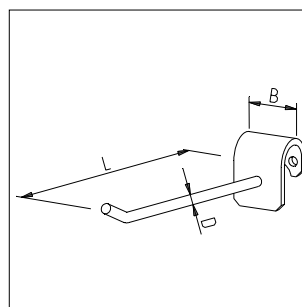


### 6034.5 Single prong hook Ø 4,8 mm chrome plated



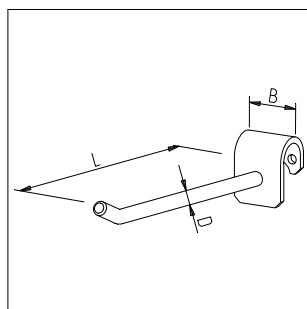
Ref. no.	L	D	B	VE
173 152 000 04 89	150	4,8	25	1
173 154 000 04 89	250	4,8	25	1

fits 30 x 15 mm flat oval tube



## Fittings for tubular rear support bars

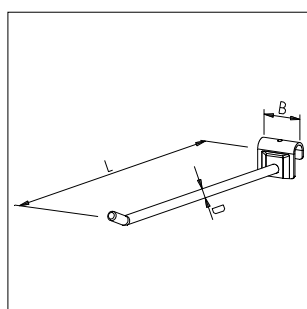
### 6035.7 Single prong hook Ø 7,0 mm chrome plated



Ref. no.	L	D	B	VE
173 172 000 04 89	150	7,0	25	1
173 174 000 04 89	250	7,0	25	1

fits 30 x 15 mm flat oval tube

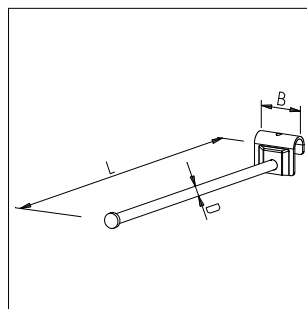
### 6036.0 Single prong hook Ø 10,0 mm chrome plated



Ref. no.	L	D	B	VE
173 111 000 04 89	300	10,0	44	1
173 112 000 04 89	400	10,0	44	1

fits 30 x 15 mm flat oval tube

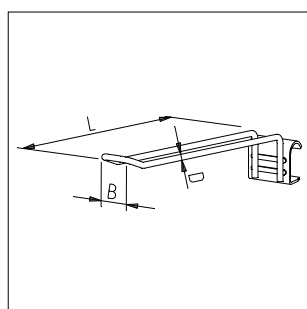
### 6037.2 Single prong hook Ø 12,0 mm chrome plated



Ref. no.	L	D	B	VE
173 120 000 04 89	400	12,0	44	1

fits 30 x 15 mm flat oval tube

### 612 Looped hook Ø 4,8 mm chrome plated



Ref. no.	L	D	B	VE
163 251 000 04 89	200	4,8	28	1
163 253 000 04 89	300	4,8	28	1
163 254 000 04 89	400	4,8	28	1

fits 30 x 15 mm flat oval tube



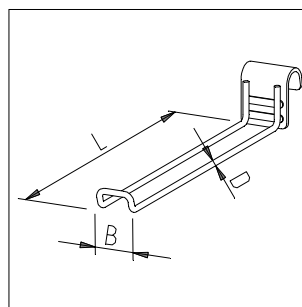


## 70615... Looped gravity feed hook chrome plated



Ref. no.	B	L	D	VE
173 781 890 04 89	28	200	4,0	1
173 782 890 04 89	28	300	4,0	1
173 783 890 04 89	28	400	4,0	1

fits 30 x 15 mm flat oval tube

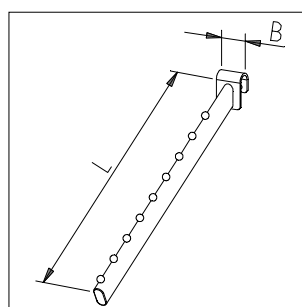


## 6038.9 Hanging arm with balls 30 x 15 x 1,25 mm chrome plated



Ref. no.	L	D	B	VE
173 541 919 04 89	400	-	36	1

fits 30 x 15 mm flat oval tube

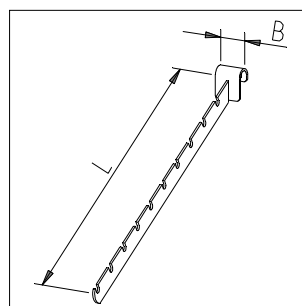


## 6039.0 Notched arm chrome plated



Ref. no.	L	D	B	VE
173 050 000 04 89	400	-	36	1

fits 30 x 15 mm flat oval tube

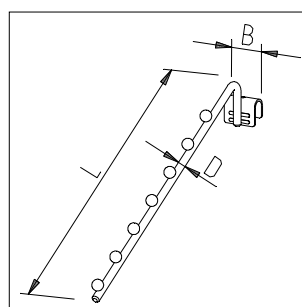


## 76020 Hanging arm with balls for 30 x 15 mm flat oval tube chrome plated



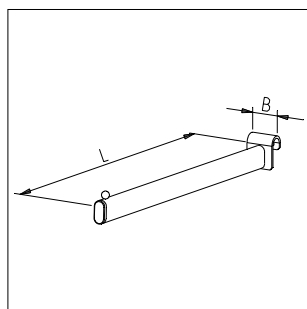
Ref. no.	L	D	B	VE
173 500 857 04 89	400	10,0	44	1

fits 30 x 15 mm flat oval tube



## Fittings for tubular rear support bars

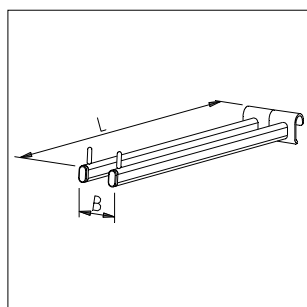
### 6038.1 Straight arm with ball end, 30 x 15 x 1,25 mm chrome plated



Ref. no.	L	D	B	VE
173 551 911 04 89	400	-	36	1

fits 30 x 15 mm flat oval tube

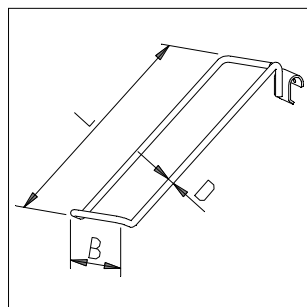
### 273720 Twin open straight arm chrome plated



Ref. no.	B	L	VE
273 720 872 04 89	48	400	1

fits 30 x 15 mm flat oval tube

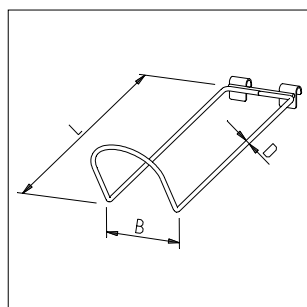
### 273820 Holder for skates chrome plated



Ref. no.	B	L	D	VE
273 820 000 04 89	80	374	8,0	1

fits 30 x 15 mm flat oval tube

### 273880 Ball holder chrome plated



Ref. no.	B	L	D	VE
273 880 000 04 89	145	540	8,0	1

fits 30 x 15 mm flat oval tube



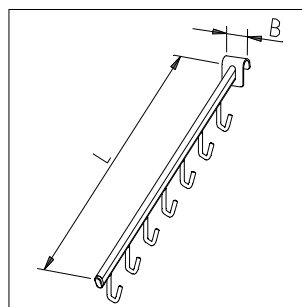
## Fittings for tubular rear support bars

### 273770 Holder for 7 tennis racquets chrome plated



Ref. no.	B	L	VE
273 770 807 04 89	35	450	1

fits 30 x 15 mm flat oval tube

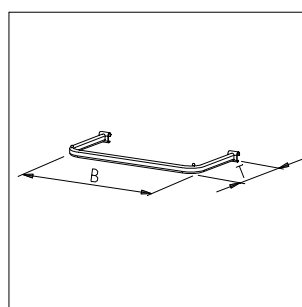


### 163710 Garment rail, 30 x 15 mm tube to fit 30 x 15 mm rear support bar chrome plated



Ref. no.	B	T	VE
163 710 852 04 89	600	300	1

fits 30 x 15 mm

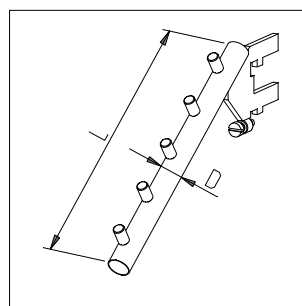


### 157820 Hanging arm with balls, Ø 16 mm round tube to fit slotted uprights chrome plated



Ref. no.	L	D	VE
157 820 850 04 89	200	16,0	1

fits 35 mm pitch slots

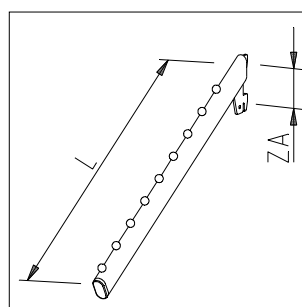


### 6032.9 Hanging arm with balls, 30 x 15 x 1,25 mm, to fit slotted uprights chrome plated



Ref. no.	L	D	ZA	VE
153 550 919 04 89	400	-	50	1


fits 50 mm pitch slots





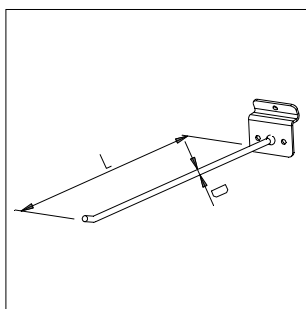


## Fittings for slatwall panels



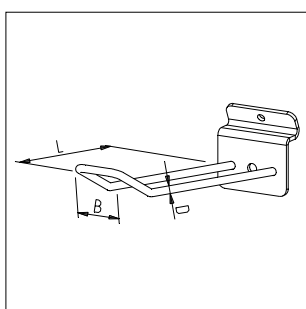
# Fittings for slatwall panels

## 211 Single prong slatwall hook Ø 4,8 mm bright zinc



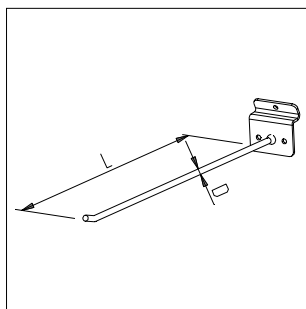
Ref. no.	L	D	B	VE
144 153 000 01 20	120	4,8	-	100
144 155 000 01 20	200	4,8	-	100
144 156 000 01 20	250	4,8	-	100

## 212 Looped slatwall hook Ø 4,0 mm bright zinc



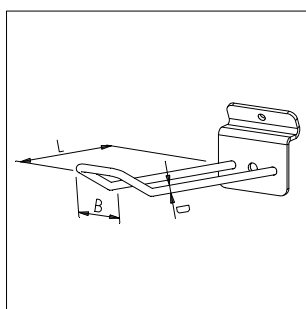
Ref. no.	L	D	B	VE
144 243 000 01 20	120	4,0	28	100
144 247 000 01 20	200	4,0	28	100
144 248 000 01 20	250	4,0	28	100

## CR 211 Single prong slatwall hook Ø 4,8 mm chrome plated



Ref. no.	L	D	B	VE
144 153 000 04 14	120	4,8	-	25
144 155 000 04 14	200	4,8	-	25
144 156 000 04 14	250	4,8	-	25

## CR 212 Looped slatwall hook Ø 4,0 mm chrome plated



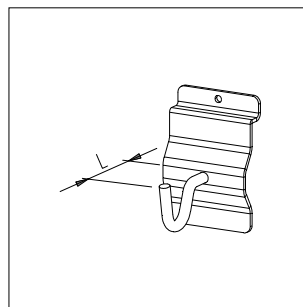
Ref. no.	L	D	B	VE
144 243 000 04 14	120	4,0	28	25
144 247 000 04 14	200	4,0	28	25
144 248 000 04 14	250	4,0	28	25



### 277 Short hook for slatwall panels Ø 6,0 mm chrome plated



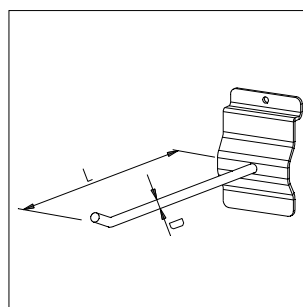
Ref. no.	L	D	B	VE
147 640 000 04 89	50	6,0	-	1



### 285 Heavy duty single hook for slatwall panels chrome plated



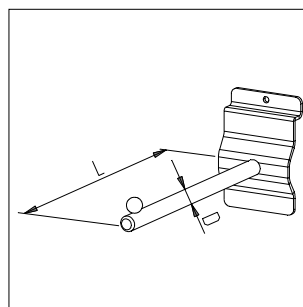
Ref. no.	L	D	B	VE
147 810 000 04 89	60	8,0	-	1
148 115 000 04 89	350	10,0	-	1



### 286.1 Glass shelf support for slatwall panels Ø 10,0 mm chrome plated



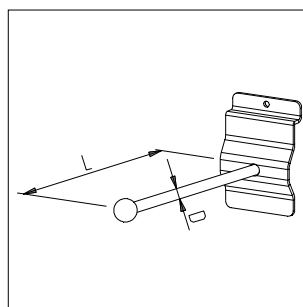
Ref. no.	L	D	B	VE
148 100 851 04 89	160	10,0	-	1
148 102 851 04 89	270	10,0	-	1
148 104 851 04 89	320	10,0	-	1



### 195 Single prong hook with swaged ball end for slatwall panels Ø 8,0 mm chrome plated

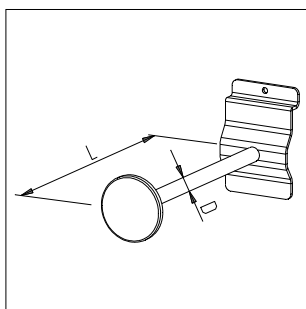


Ref. no.	L	D	B	VE
147 700 851 04 89	160	8,0	-	1



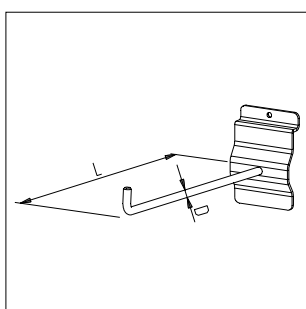
## Fittings for slatwall panels

### 296 Single prong hook with price plate for slatwall panels Ø 10,0 mm chrome plated



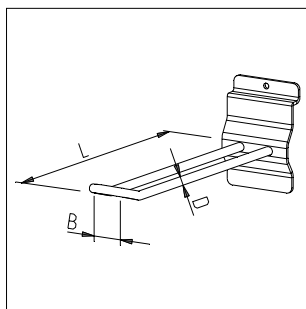
Ref. no.	L	D	B	VE
148 103 196 04 89	300	10,0	-	1

### 201 Single prong hook with upturned end for slatwall panels Ø 6,0 mm chrome plated



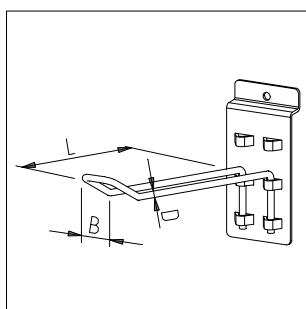
Ref. no.	L	D	B	VE
147 690 000 04 89	100	6,0	-	1

### 193 Heavy duty looped hook for slatwall panels Ø 6,0 mm chrome plated



Ref. no.	L	D	B	VE
148 612 000 04 89	200	6,0	28	1 50

### 194 Adjustable looped hook for slatwall panels Ø 4,0 mm chrome plated



Ref. no.	L	D	B	VE
143 242 000 04 89	300	-	110	45 50

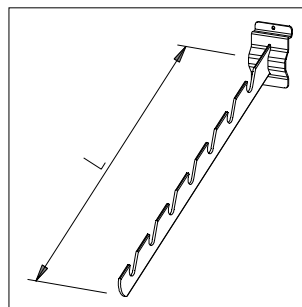




## 292.7 Notched arm for slatwall panels Ø 4,0 mm chrome plated



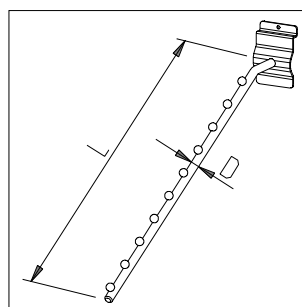
Ref. no.	L	D	B	VE
148 400 000 04 89	200	4,0	28	1



## 283 Hanging arm with 10 balls for slatwall Ø 10,0 mm chrome plated



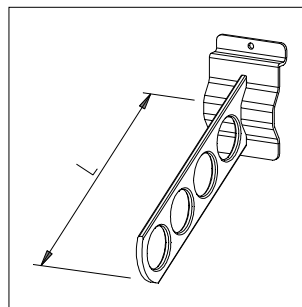
Ref. no.	L	D	B	VE
148 151 860 04 89	400	10,0	-	1



## 293.4 Short garment arm for slatwall panels chrome plated



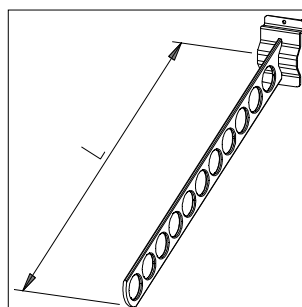
Ref. no.	L	D	B	VE
148 450 804 04 89	160	-	-	1



## 293.0 Long garment arm for slatwall panels chrome plated

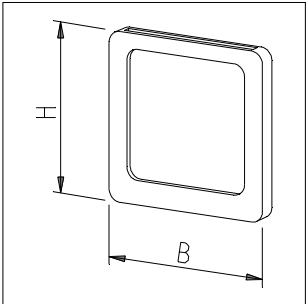


Ref. no.	L	D	B	VE
148 454 811 04 89	400	-	-	1



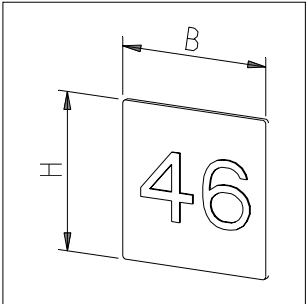
Fittings for slatwall panels

78005 Supplementary price/size plate black plastic



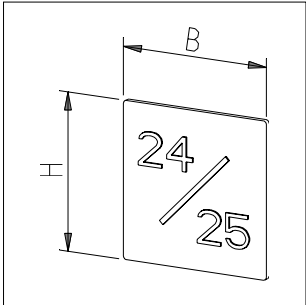

Ref. no.	B	H	VE
036 000 000 87 89	56	56	1

78010 Numbers for inserting into supplementary price plate white plastic with black numbers



Ref. no.	Nr.	Ref. no.	Nr.
036 410 823 90 89	23	036 410 847 90 89	47
036 410 824 90 89	24	036 410 848 90 89	48
036 410 825 90 89	25	036 410 849 90 89	49
036 410 826 90 89	26	036 410 850 90 89	50
036 410 827 90 89	27	036 410 851 90 89	51
036 410 828 90 89	28	036 410 852 90 89	52
036 410 829 90 89	29	036 410 853 90 89	53
036 410 830 90 89	30	036 410 854 90 89	54
036 410 831 90 89	31	036 410 928 90 89	128
036 410 832 90 89	32	036 410 940 90 89	140
036 410 833 90 89	33	036 410 952 90 89	152
036 410 834 90 89	34	036 410 964 90 89	164
036 410 835 90 89	35	036 410 976 90 89	176
036 410 836 90 89	36		
036 410 837 90 89	37	Ein Bogen enthält 24 gleiche Einzelnummern. VPE = 1B = 45 mm	
036 410 838 90 89	38		
036 410 839 90 89	39		
036 410 840 90 89	40	Maße H = 45 mm, B = 45 mm	
036 410 841 90 89	41		
036 410 842 90 89	42		
036 410 843 90 89	43		
036 410 844 90 89	44		
036 410 845 90 89	45		
036 410 846 90 89	46		

78012 Numbers for inserting into supplementary price plate (two numbers) white plastic with black numbers



Ref. no.	Nr.	H	B
036 420 037 90 89	37/38	45	45
036 420 039 90 89	39/40	45	45
036 420 041 90 89	41/42	45	45
036 420 043 90 89	43/44	45	45
036 420 045 90 89	45/46	45	45
036 420 046 90 89	46/47	45	45
036 420 048 90 89	48/50	45	45
036 420 056 90 89	56/58	45	45
036 420 058 90 89	58/60	45	45

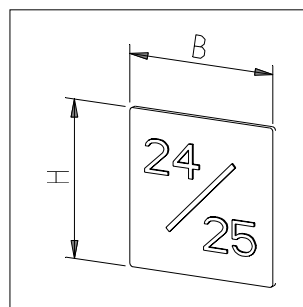


## 78012 Numbers for inserting into supplementary price plate (two numbers) white plastic with black numbers



Ref. no.	Nr.	H	B
036 420 062 90 89	62/68	45	45
036 420 074 90 89	74/80	45	45
036 420 086 90 89	86/92	45	45
036 420 098 90 89	98/104	45	45
036 420 104 90 89	104/110	45	45

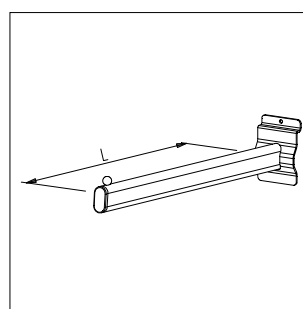
Ein Bogen enthält 24 gleiche Einzelnummern. VPE = 1



## 291.1 Straight arm with ball end for slatwall panels chrome plated



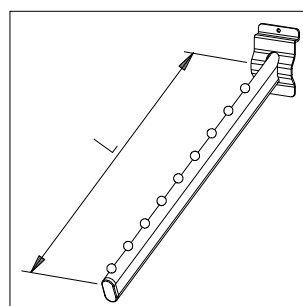
Ref. no.	L	D	B	VE
148 500 911 04 89	400	-	-	1



## 287.9 Hanging arm with 9 balls for slatwall panels chrome plated



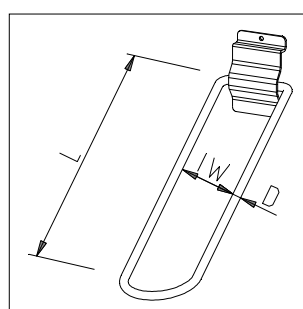
Ref. no.	L	D	B	VE
148 550 919 04 89	400	-	-	1



## 73728 Holder for inline skates for slatwall Ø 8,0 mm chrome plated

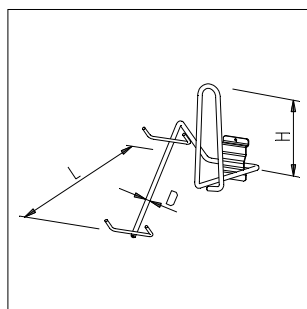


Ref. no.	L	D	IW	VE
141 090 000 04 89	400	8,0	60	1



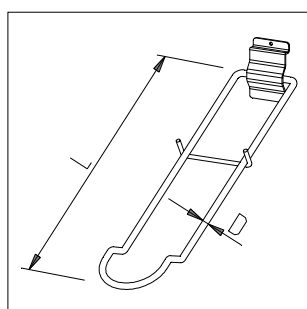
## Fittings for slatwall panels

### 294 Shoe display holder (upper and sole), Ø 8,0 mm for slatwall panels chrome plated



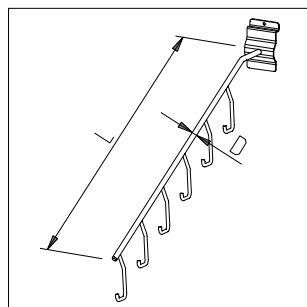
Ref. no.	L	D	H	VE
147 490 000 04 89	400	8,0	210	1

### 284 Ski boot display holder for slatwall panels chrome plated



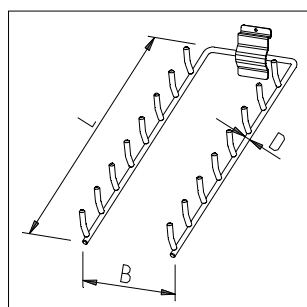
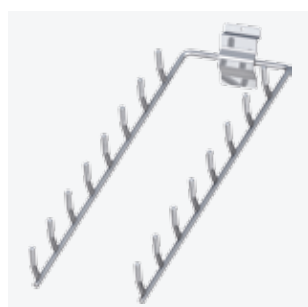
Ref. no.	L	D	H	VE
147 400 861 04 89	400	8,0	-	1

### 278.6 Hanging arm for racquets and bags Ø 8,0 mm chrome plated



Ref. no.	L	D	B	VE
147 853 806 04 89	500	8,0	-	1

### 282 Holder for graphite shaft tennis racquets, for slatwall panels Ø 8, 0 mm chrome plated



Ref. no.	L	D	B	VE
147 420 808 04 89	420	8,0	155	1

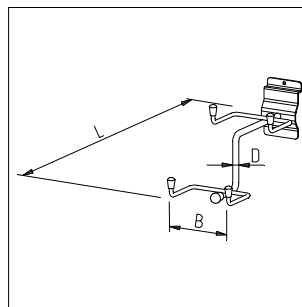




## 280 Belt holder for slatted panels Ø 8,0 mm chrome plated



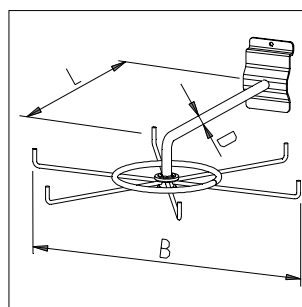
Ref. no.	L	D	B	VE
147 820 862 04 89	280	8,0	90	1



## 1149 Spinner for slatwall panels chrome plated



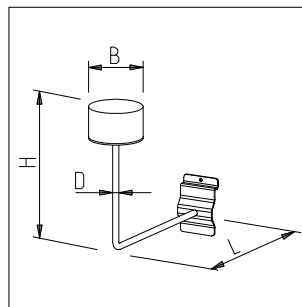
Ref. no.	L	D	B	VE
148 000 000 04 89	380	10,0	309	1



## 281 Hat and helmet holder for slatted panels Ø 8,0 mm chrome plated



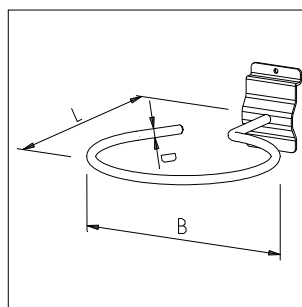
Ref. no.	L	D	B	H	VE
147 910 915 04 89	200	8,0	70	192	1



## 199 Ball holder for slatted panels Ø 8,0 mm chrome plated



Ref. no.	L	D	IW	VE
147 920 000 04 89	230	8,0	154	1



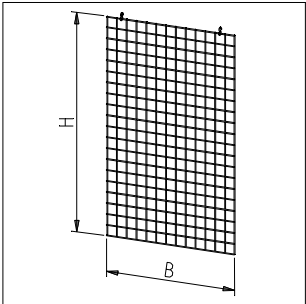



# Hooks and fittings for mesh panels



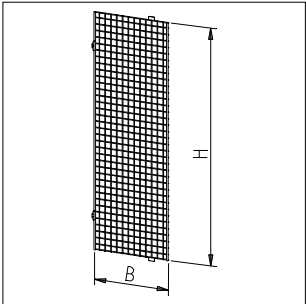
Hooks and fittings for mesh panels

198100 Mesh panel with 2 ,S' hooks Mesh RAL 9001 cream white / hooks bright zinc



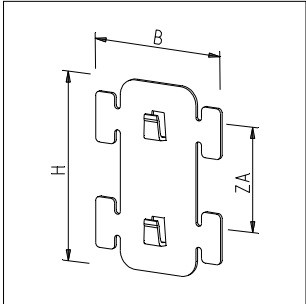
Artikelnummer	B	T	H	VE
198 100 801 60 89	650	-	1000	1

198580 Mesh panel ,Side kick' RAL 9010 pure white



Artikelnummer	B	T	H	VE
198 580 000 67 01	510	-	1470	1

157140 Insert adapters to fit into slotted uprights for mesh panels bright zinc



Artikelnummer	B	H	ZA	VE	VE
157 140 000 06 89	66	90	50	1	50

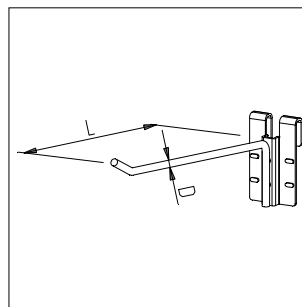


## 215 Single prong hook for mesh Ø 4,8 mm bright zinc



Artikelnummer	L	D	B	VE
131 151 000 01 20	120	4,8	-	100
131 152 000 01 20	200	4,8	-	100
131 153 000 01 20	250	4,8	-	100

for 50 mm mesh grid

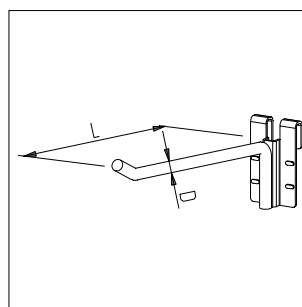


## 215.8 Single prong hook for mesh grid 100 mm Ø 8,0 mm chrome plated



Artikelnummer	L	IW	ZA	VE
131 182 000 04 89	200	8,0	-	1
131 184 000 04 89	300	8,0	-	1
131 185 000 04 89	400	8,0	-	1

for 50 mm mesh grid

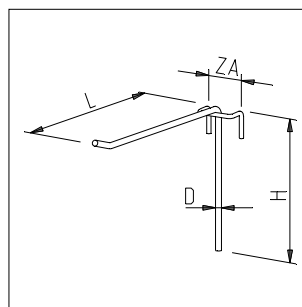


## 73543.6/73543.8 Universal single prong mesh hook Ø 4,8 mm / Ø 6,0 mm bright zinc



Artikelnummer	L	D	H	ZA	VE
137 650 000 01 20	100	4,8	120	30	100
137 651 000 01 20	200	4,8	120	30	100
137 653 000 01 20	300	4,8	120	30	100
137 850 000 01 20	100	4,8	120	30	100
137 851 000 01 20	200	4,8	120	30	100
137 853 000 01 14	300	4,8	120	30	25

for 100 mm mesh grid, 137 65... for mesh wire dia 6 mm, 137 85... for mesh wire dia 8 mm

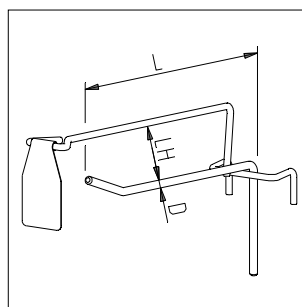


## 13748... Single prong hook with overarm and price flap bright zinc



Artikelnummer	D	LH	ZA	VE
137 480 333 01 20	100	4,8	34	45 1
137 481 333 01 20	200	4,8	34	45 1

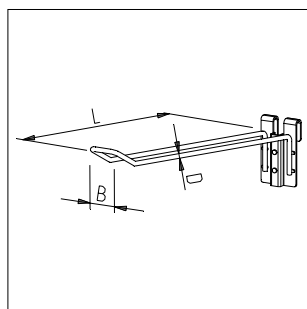
for 50 mm mesh grid, Price flap = 27 x 30 mm, Other sizes on request





# Hooks and fittings for mesh panels

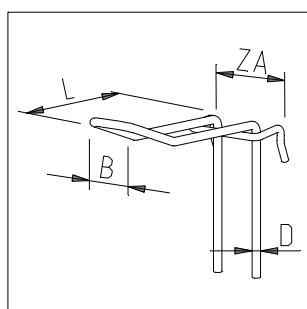
## 216 Looped hook for mesh panels type 1 Ø 4,0 mm bright zinc



Artikelnummer	L	D	B	VE
131 241 000 01 20	120	4,0	28	100
131 242 000 01 20	200	4,0	28	100
131 243 000 01 20	250	4,0	28	100

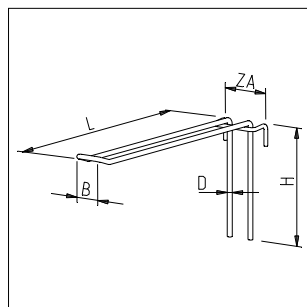
for 50 mm mesh grid

## 138020 Looped hook with reversed snap fitting bridge bright zinc



Artikelnummer	L	D	B	ZA	VE
138 020 000 01 20	120	4,0	28	36,5	100
138 050 000 01 20	200	4,8	28	36,5	100
138 042 000 01 20	300	4,0	28	36,5	100

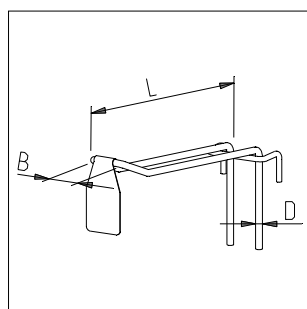
## 73546.6/73546.8 Universal looped mesh hook Ø 4,8 mm bright zinc



Artikelnummer	L	D	H	ZA	VE
138 650 000 01 20	100	4,8	120	45	100
138 651 000 01 20	200	4,8	120	45	100
138 653 000 01 20	300	4,8	120	45	100
138 654 000 01 20	400	6,0	120	45	100
138 850 000 01 20	100	4,8	120	45	100
138 851 000 01 20	200	4,8	120	45	100
138 853 000 01 14	300	4,8	120	45	25
138 854 000 01 20	400	6,0	120	45	100

for 100 mm mesh grid, 138 65... for mesh wire dia 6 mm, 138 85... for mesh wire dia 8 mm

## 13848... Looped hook with price flap bright zinc



Artikelnummer	L	D	B	ZA	VE
138 480 133 01 20	100	4,8	28	45	1
138 482 133 01 20	150	4,8	28	45	1
138 481 133 01 20	200	4,8	28	45	1
138 483 133 01 20	300	4,8	28	45	1

for 50 mm mesh grid, Price flap = 27 x 30 mm, Other sizes on request

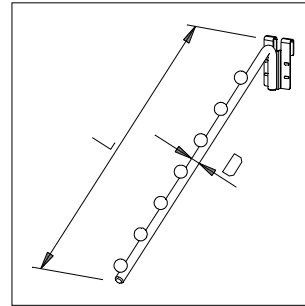


## 217.7 Hanging arm with balls for mesh panels type 1 Ø 10,0 mm chrome plated



Artikelnummer	L	D	B	VE
131 510 857 04 89	400	10,0	-	1

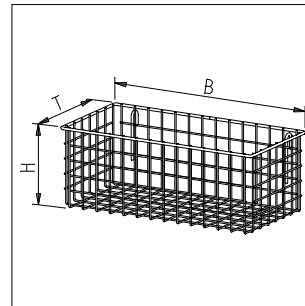
for 50 mm mesh grid



## 19102... Mesh basket RAL 9001 cream white



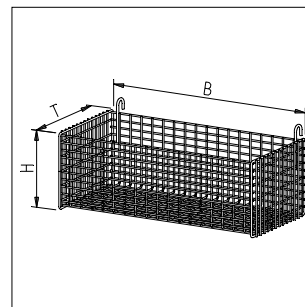
Artikelnummer	B	T	H	VE
191 020 000 60 89	400	200	150	1
191 021 000 60 89	600	200	150	1



## 1910... Mesh baskets for use in mesh side panels RAL 9001 cream white



Artikelnummer	L	IW	ZA	VE
191 060 000 60 89	200	200	158	1
191 070 000 60 89	450	200	158	1

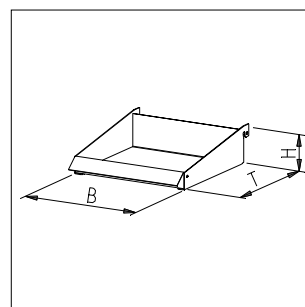


## 195920 Sheet dump basket RAL 9001 cream white




Artikelnummer	L	D	ZA	VE
195 920 000 60 89	220	205	68	1

for 50 mm mesh grid



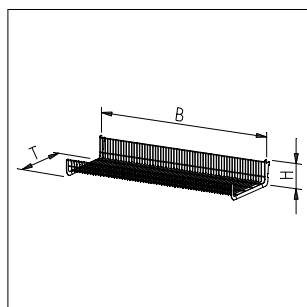


# Baskets and dividers



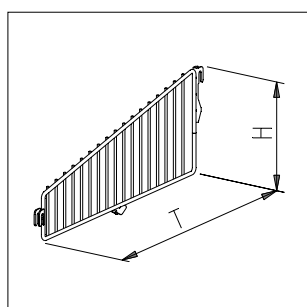
# Baskets and dividers

## 83005 Light duty continuous baskets RAL 9010 pure white



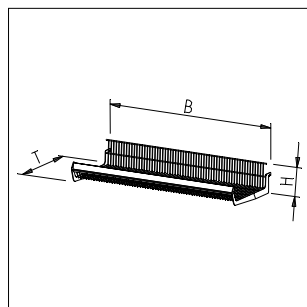
Ref. no.	B	T	H	VE
195 042 000 67 89	1000	420	175	1
195 043 000 67 89	1250	420	175	1
195 044 000 67 89	1330	420	175	1
195 052 000 67 89	1000	520	175	1
195 053 000 67 89	1250	520	175	1
195 054 000 67 89	1330	520	175	1

## 86002 Dividers for light duty continuous baskets RAL 9010 pure white



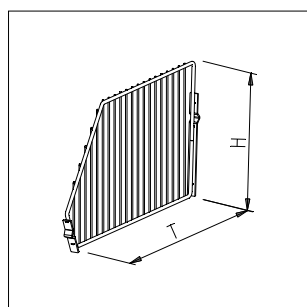
Ref. no.	B	T	H	VE
199 001 000 67 89	-	415	142	1
199 002 000 67 89	-	515	142	1

## 83007 Wire shelves with price rail, for normal loadings chrome plated



Ref. no.	B	T	H	VE
195 332 801 04 89	1000	360	230	1
195 342 801 04 89	1000	460	230	1
195 352 801 04 89	1000	560	230	1
195 333 801 04 89	1250	360	230	1
195 343 801 04 89	1250	460	230	1
195 353 801 04 89	1250	560	230	1

## 86012 Dividers for wire shelf with price rail, for normal loadings chrome plated



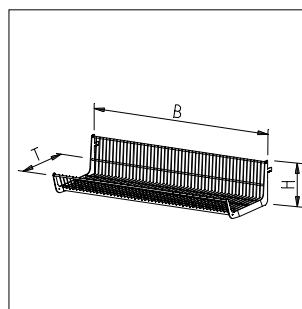
Ref. no.	B	T	H	VE
199 240 000 04 89	-	340	240	1
199 241 000 04 89	-	440	240	1
199 242 000 04 89	-	540	240	1



## 1951 ... Continuous baskets 01 89 bright zinc 65 89 RAL 9006 silver



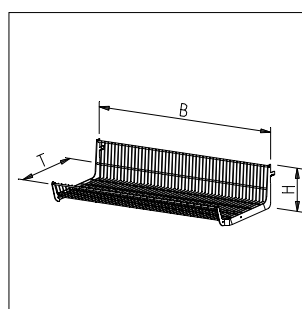
Ref. no.	B	T	H	VE
195 102 000 01 89	1000	370	225	1
195 102 000 65 89	1000	370	225	1
195 103 000 01 89	1250	370	225	1
195 103 000 65 89	1250	370	225	1



## 1951... Continuous baskets, cranked at front 01 89 bright zinc 65 89 RAL 9006 silver



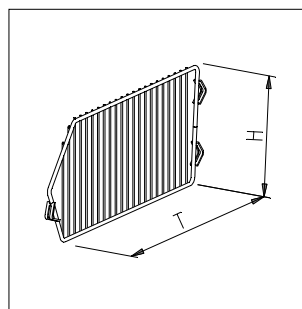
Ref. no.	B	T	H	VE
195 112 882 01 89	1000	470	225	1
195 112 882 65 89	1000	470	225	1
195 113 882 01 89	1250	470	225	1
195 113 882 65 89	1250	470	225	1
195 122 882 01 89	1000	570	225	1
195 122 882 65 89	1000	570	225	1
195 123 882 01 89	1250	570	225	1
195 123 882 65 89	1250	570	225	1



## 19920... Dividers for continuous baskets 01 89 bright zinc 65 89 RAL 9006 silver



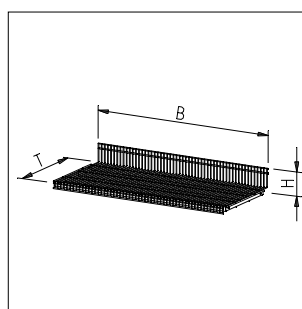
Ref. no.	B	T	H	VE
199 200 000 01 89	-	370	190	1
199 200 000 65 89	-	370	190	1
199 201 000 01 89	-	470	190	1
199 201 000 65 89	-	470	190	1
199 202 000 01 89	-	570	190	1
199 202 000 65 89	-	570	190	1



## 1918... Interline shelves bright zinc

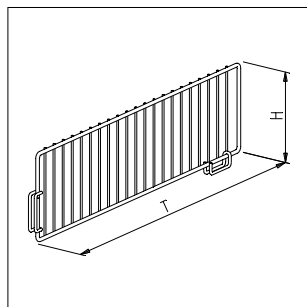


Ref. no.	B	T	H	VE
191 831 000 01 89	665	355	130	1
191 832 000 01 89	1000	355	130	1
191 833 000 01 89	1250	355	130	1
191 834 000 01 89	1330	355	130	1
191 841 000 01 89	665	455	130	1
191 842 000 01 89	1000	455	130	1
191 843 000 01 89	1250	455	130	1
191 844 000 01 89	1330	455	130	1
191 851 000 01 89	665	555	130	1
191 852 000 01 89	1000	555	130	1
191 853 000 01 89	1250	555	130	1
191 854 000 01 89	1330	555	130	1



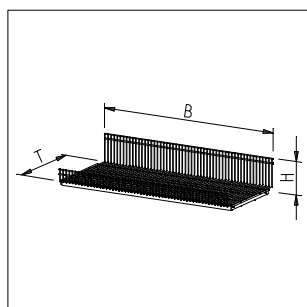
## Baskets and dividers

### 19907... Dividers for Interline shelves bright zinc



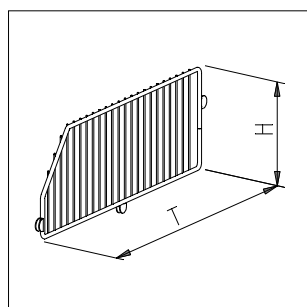
Ref. no.	B	T	H	VE
199 070 000 01 89	-	335	100	1
199 071 000 01 89	-	435	100	1
199 072 000 01 89	-	535	100	1

### 1928... Interline basket bright zinc



Ref. no.	B	T	H	VE
192 831 000 01 89	665	355	170	1
192 832 000 01 89	1000	355	170	1
192 833 000 01 89	1250	355	170	1
192 834 000 01 89	1330	355	170	1
192 841 000 01 89	665	455	170	1
192 842 000 01 89	1000	455	170	1
192 843 000 01 89	1250	455	170	1
192 844 000 01 89	1330	455	170	1
192 851 000 01 89	665	555	170	1
192 852 000 01 89	1000	555	170	1
192 853 000 01 89	1250	555	170	1
192 854 000 01 89	1330	555	170	1

### 19908... Dividers for Interline baskets bright zinc

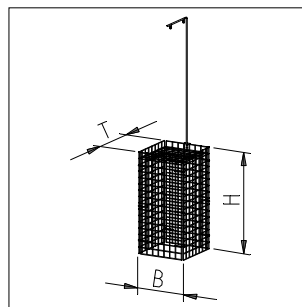


Ref. no.	B	T	H	VE
199 080 000 01 89	-	345	150	1
199 081 000 01 89	-	445	150	1
199 082 000 01 89	-	545	150	1

## 18154... Crossmarketing dump basket including poster hanger RAL 7035 light grey



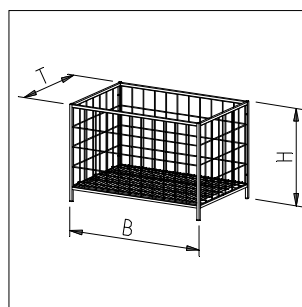
Ref. no.	B	T	H	VE
181 540 801 56 88	400	400	800	1
181 541 801 56 88	600	600	800	1



## 18157... Dump bin RAL 7035 light grey




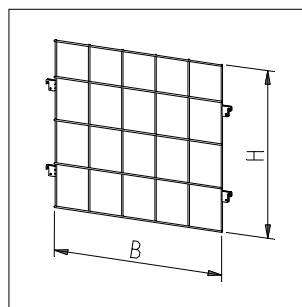
Ref. no.	B	T	H	VE
181 570 000 56 89	600	800	800	1
181 571 000 56 89	1200	800	800	1



## 29906... Divider for dump bin RAL 7035 light grey



Ref. no.	B	T	H	VE
299 060 000 56 89	720	-	650	1

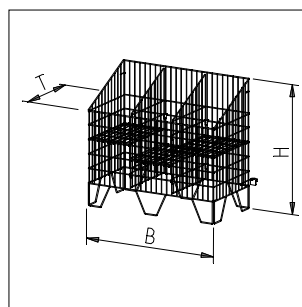


## 18158... Folding mesh basket incl. dividers and shelves RAL 7035 light grey



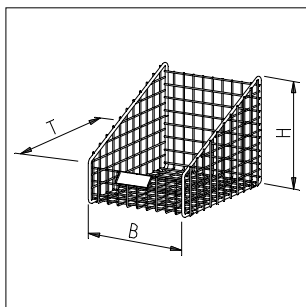
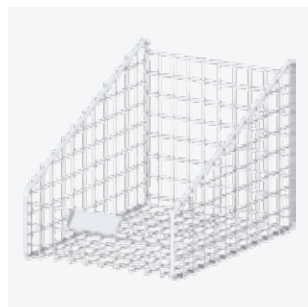
Ref. no.	B	T	H	VE
181 580 000 56 89	600	600	1100	1
181 581 000 56 89	800	600	1100	1
181 582 000 56 89	1200	600	1100	1

181 580 ... und 181 581 ... inkl. 1 Trenngitter/2 Einlegeböden,  
181 582 ... inkl. 2 Trenngitter/3 Einlegeböden



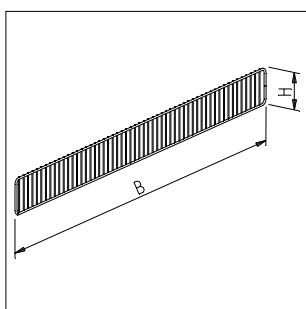

## Baskets and dividers

### 19035... Mini shelf dump bin for small components RAL 9006 silver



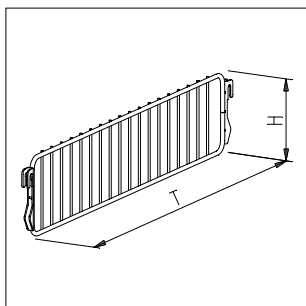

Ref. no.	B	T	H	VE
190 350 901 65 89	250	350	250	1

### 19985... Riser for Tego/Eden shelves chrome plated



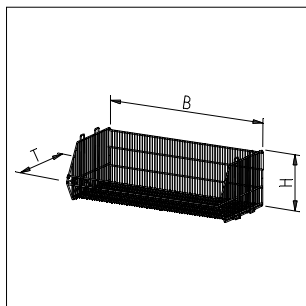
Ref. no.	B	T	H	VE
199 851 000 04 89	665	-	95	1
199 851 801 04 89	665	-	170	1
199 852 000 04 89	1000	-	95	1
199 852 801 04 89	1000	-	170	1
199 853 000 04 89	1250	-	95	1
199 853 801 04 89	1250	-	170	1
199 854 000 04 89	1330	-	95	1
199 854 801 04 89	1330	-	170	1

### 19987... Dividers for Tego/Eden shelves chrome plated



Ref. no.	B	T	H	VE
199 870 000 04 89	-	370	95	1
199 870 801 04 89	-	370	170	1
199 871 000 04 89	-	470	95	1
199 871 801 04 89	-	470	170	1
199 872 000 04 89	-	570	95	1
199 872 801 04 89	-	570	170	1

### 19222... Stacking basket bright zinc

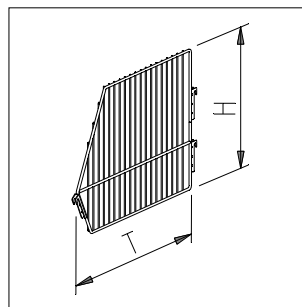


Ref. no.	B	T	H	VE
192 225 801 01 89	940	485	390	1
192 225 802 01 89	940	585	390	1
192 225 803 01 89	940	685	390	1
192 226 801 01 89	1210	485	390	1
192 226 802 01 89	1210	585	390	1
192 226 803 01 89	1210	685	390	1
192 227 801 01 89	1300	485	390	1
192 227 802 01 89	1300	585	390	1
192 227 803 01 89	1300	685	390	1

## 19953... Dividers for stacking basket 19222 bright zinc



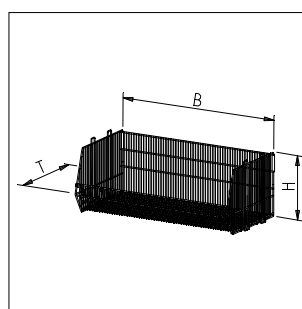
Ref. no.	B	T	H	VE
199 530 000 01 89	-	485	265	1
199 531 000 01 89	-	585	265	1
199 532 000 01 89	-	685	265	1



## 192353 Stacking basket RAL 9006 silver



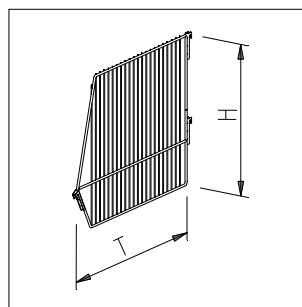
Ref. no.	B	T	H	VE
192 353 000 65 89	1212	650	455	1



## 199480 Dividers for stacking basket 192353 RAL 9006 silver



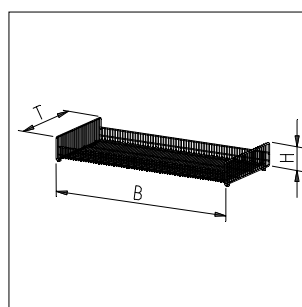
Ref. no.	B	T	H	VE
199 480 000 65 89	-	650	428	1



## 192213 Top shelf for stacking basket RAL 9006 silver



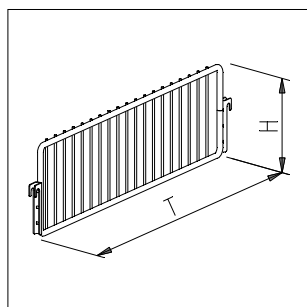
Ref. no.	B	T	H	VE
192 213 000 65 89	1200	545	150	1





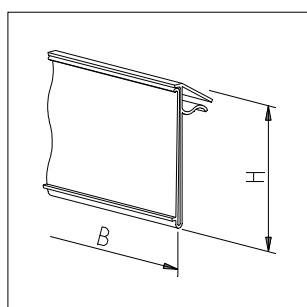
# Baskets and dividers

## 199490 Dividers for stacking basket top shelves RAL 9006 silver



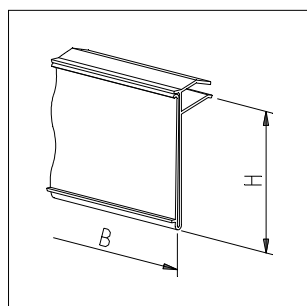
Ref. no.	B	T	H	VE
199 490 000 65 89	-	500	133	1

## 708300... Data strip for light duty continuous basket white plastic, transparent front



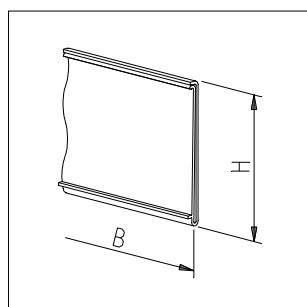
Ref. no.	B	T	H	VE
708 300 019 67 89	1000	-	40	1
708 300 020 67 89	1250	-	40	1
708 300 021 67 89	1330	-	40	1

## 708300... Data strip for normal duty continuous basket white plastic, transparent front



Ref. no.	B	T	H	VE
708 300 017 67 89	1000	-	40	1
708 300 018 67 89	1250	-	40	1
708 300 015 67 89	1000	-	40	1
708 300 016 67 89	1250	-	40	1

## 708300... Data strip for normal loading wire shelves with price rail white plastic, transparent front

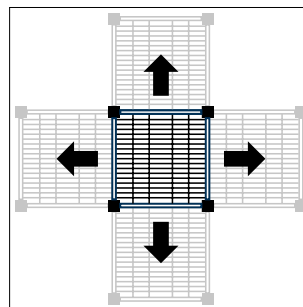


Ref. no.	B	T	H	VE
708 300 022 67 89	1000	-	40	1
708 300 023 67 89	1250	-	40	1

## Impuls mesh



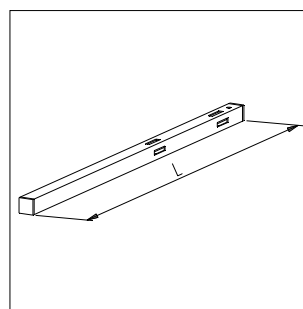
- Can be easily assembled and dis-assembled without tools.
- Can be conveniently transported and stored when dis-assembled.
- The separate base shelf can be fitted at any height according to the quantity or merchandise to be displayed.
- Using additional modules, the baskets can be extended in all four directions as required.



## 40416... Basic pillar, square tube RAL 9006 silver




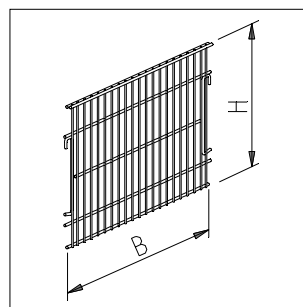
Ref. no.	L	VE
404 160 801 65 89	780	1



## 40416... Mesh side panel zinc plated



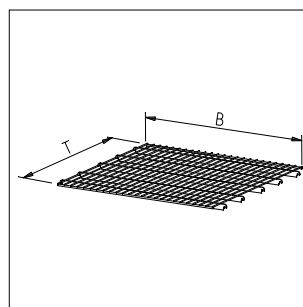
Ref. no.	B	T	H	VE
404 161 802 01 89	562	-	386	1
404 160 802 01 89	762	-	386	1



## 40416... Mesh base shelf zinc plated




Ref. no.	B	T	H	VE
404 161 803 01 89	595	535	-	1
404 160 803 01 89	795	734	-	1

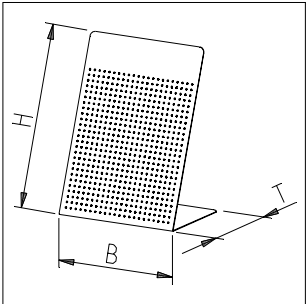





# Standard Display Systems



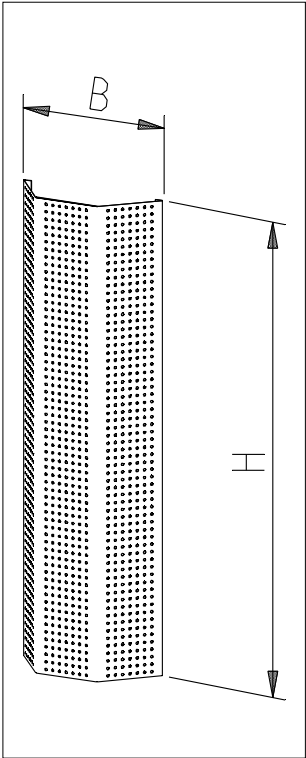
182220 Table display RAL 9006 silver



Ref. no.	B	T	H	VE
182 220 000 65 89	350	244	498	1

matching hooks - see section 1

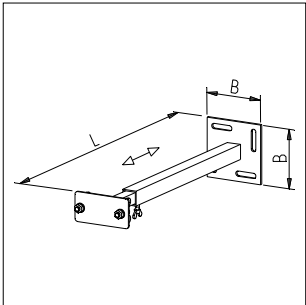
401960 Angled perforated panel for shelving uprights or pegmetal supports RAL 9006 silver



Ref. no.	B	T	H	VE
401 960 000 65 89	135	-	950	1

matching hooks - see section 1

219780 Telescopic pegmetal support for angled panel RAL 9006 silver



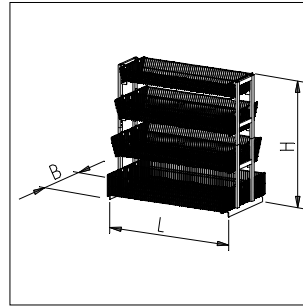
Ref. no.	L	VE
219 780 940 65 89	275	1



# 180860 Pallet display for fitting to euro pallets RAL 9010 pure white



Ref. no.	B	T	H	VE
180 860 000 67 01	1200	800	1150	1


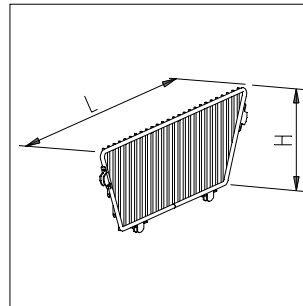


# 19956 ... Dividers for pallet display RAL 9010 pure white



Ref. no.	L	Platz	H	VE
199 562 000 67 89	217	oben	200	1
199 561 000 67 89	320	3. Etage	200	1
199 560 000 67 89	400	2. Etage	200	1
199 563 000 67 89	460	unten	150	1

passend für Tragstange 50 x 20 mm


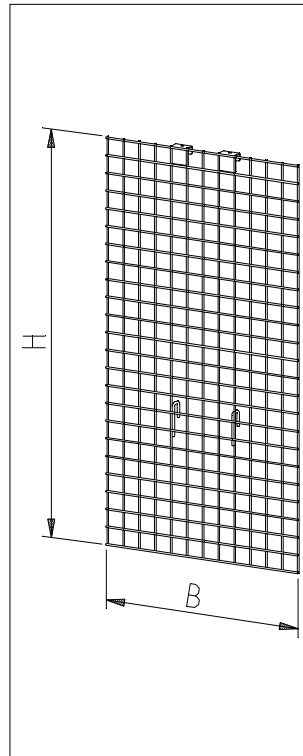


# 19881... Side hanging mesh for pallet display RAL 9010 pure white



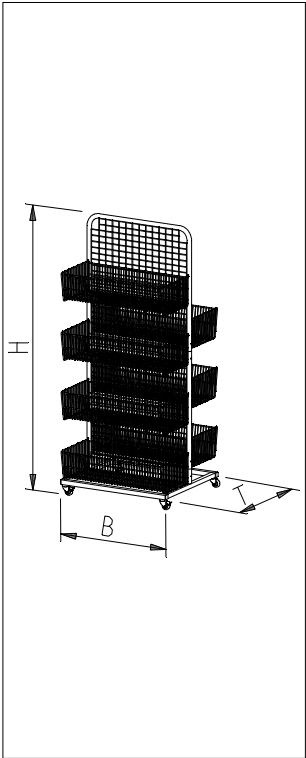
Ref. no.	B	T	H	VE
198 810 000 67 89	600	-	1150	1

matching mesh hooks - see section 5



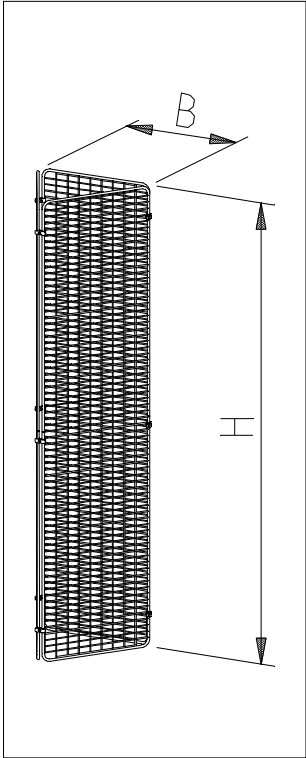
Standard Display Systems

185550 Mobile display on castors with 7 baskets RAL 9006 silver



Ref. no.	B	T	H	VE
185 550 807 79 01	800	700	1825	1

189800 Triangular stand for seasonal merchandise RAL 9006 silver



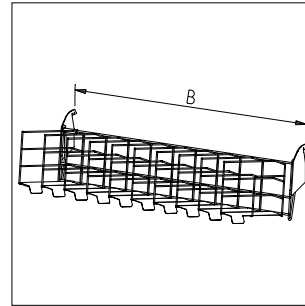
Ref. no.	B	T	H	VE
189 800 000 90 89	500	-	1800	1

## 15001... Computer/Stationery paper display, left/right RAL 7035 light grey



Ref. no.	B	Fächer	Seite	VE
150 012 809 56 89	1000	9	links	1
150 013 812 56 89	1250	12	links	1
150 022 809 56 89	1000	9	rechts	1
150 023 812 56 89	1250	12	rechts	1

with either 9 or 12 sections





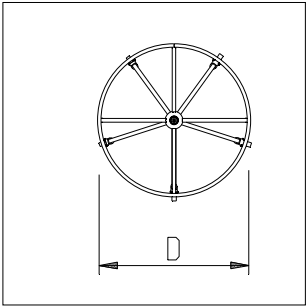
# Garment stands



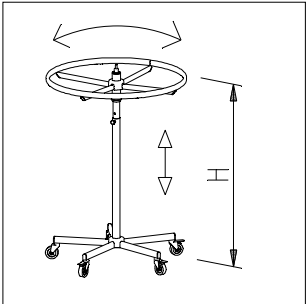


Garment stands

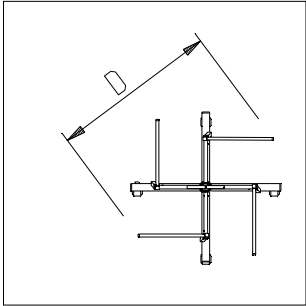
186400 Circular stand, mobile, revolving, height adjustable chrome plated



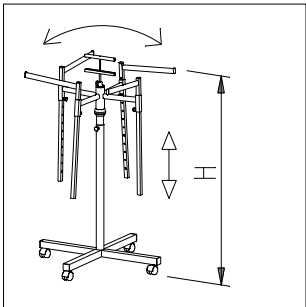
Ref. no.	D	H	VE
186 400 802 04 89	850	1 100	1



187090 4-Arm revolving stand, height adjustable RAL 9006 silver, chrome plated



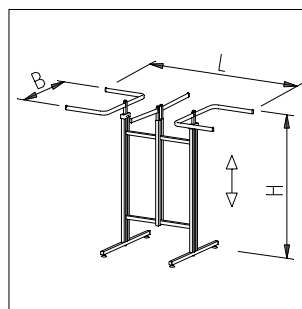
Ref. no.	D	H	VE
187 090 000 90 01	895	1 185-1 735	1



187100 6-Arm garment stand, height infinitely adjustable RAL 9006 silver, chrome plated



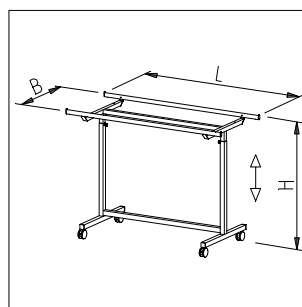
Ref. no.	B	H	L	VE
187 100 000 90 01	620	1100-1800	1300	1



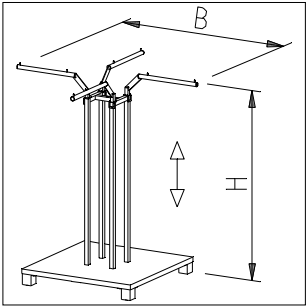
187110 Garment rail, height adjustable RAL 9006 silver, chrome plated



Ref. no.	B	H	L	VE
187 110 000 90 01	660	1100-1650	1500	1



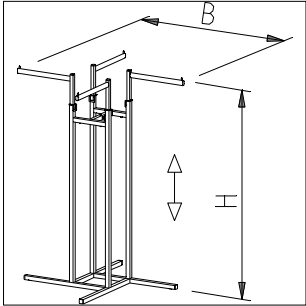
185170 4-Arm stand, height adjustable chrome plated, base light oak



Ref. no.	B	H	VE
185 170 000 04 01	1130	1000-1800	1

Base 750 x 750 mm

187210 4-Arm stand, height adjustable, with 4 removable arms and feet RAL 9006 silver, chrome plated



Ref. no.	B	H	VE
187 210 000 90 01	890	1200-1900	1


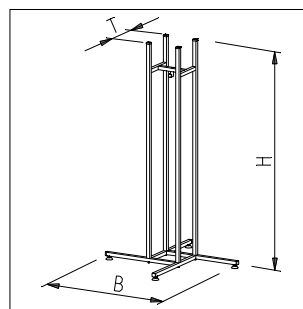
Feet 750 x 750 mm

## 400900 P.o.P-Star basic unit, fixed chrome plated



Ref. no.	B	T	H	VE
400 900 000 04 89	740	210	1190	1

Matching arms, see following pages


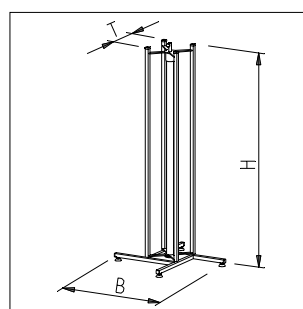


## 400990 P.o.P-Star basic unit, revolving RAL 9006 silver, chrome plated

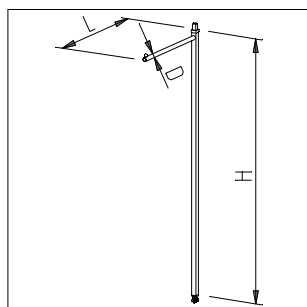


Ref. no.	B	T	H	VE
400 990 000 65 89	620	210	1216	1

Matching arms, see following pages

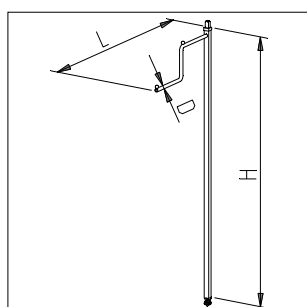


## 401760 P.o.P.-Star arm, height infinitely adjustable chrome plated



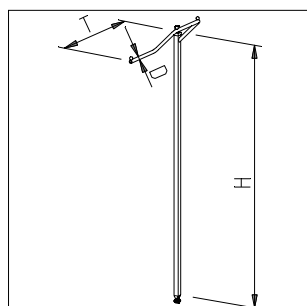
Ref. no.	L	D	H	VE
401 760 851 04 89	300	12,0	897	1

## 400910 P.o.P.-Star stepped arm, height infinitely adjustable chrome plated



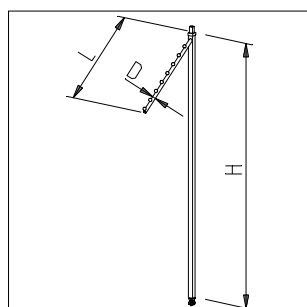
Ref. no.	L	D	H	VE
400 910 000 04 89	300	10,0	830	1

## 400920 P.o.P.-Star angled stepped arm height infinitely adjustable chrome plated



Ref. no.	L	D	H	VE
400 920 000 04 89	300	10,0	830	1

## 400930 P.o.P.-Star hanging arm with balls, height infinitely adjustable chrome plated



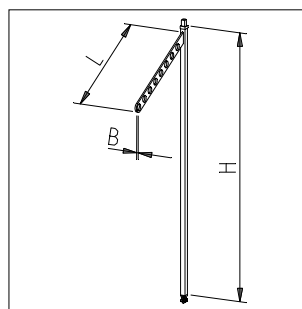
Ref. no.	L	D	H	VE
400 930 000 04 89	300	10,0	830	1



#### 400940 P.o.P-Star garment hanging arm, height infinitely adjustable chrome plated



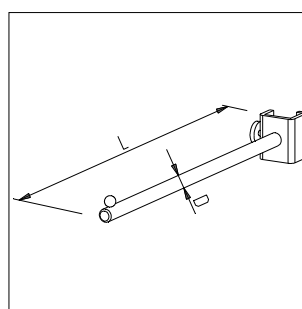
Ref. no.	L	B	H	VE
400 940 000 04 89	300	5,0	830	1



#### 401770 P.o.P-Star straight arm, screw fitting, adjustable chrome plated



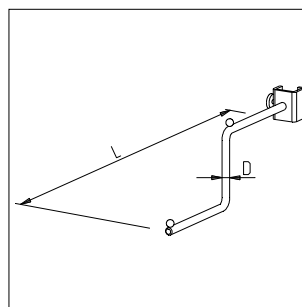
Ref. no.	L	D	H	VE
401 770 851 04 89	300	12,0	-	1



#### 400960 P.o.P-Star stepped arm, screw fitting, adjustable chrome plated



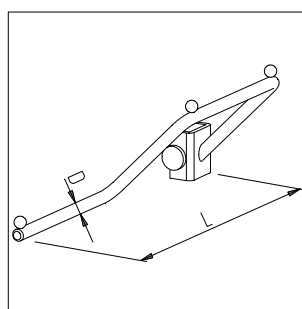
Ref. no.	L	D	H	VE
400 960 000 04 89	300	8,0	-	1



#### 400970 P.o.P-Star angled stepped arm, screw fitting, adjustable chrome plated

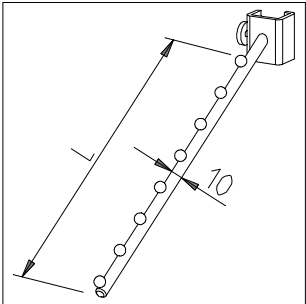


Ref. no.	L	D	H	VE
400 970 000 04 89	300	8,0	-	1



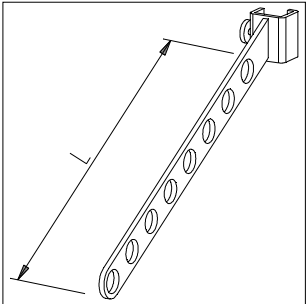
Garment stands

400980 P.o.P.-Star Hanging arm with balls, screw fitting, adjustable chrome plated



Ref. no.	L	D	H	VE
400 980 000 04 89	300	8,0	-	1

400950 P.o.P.-Star garment hanging arm, screw fitting, adjustable chrome plated

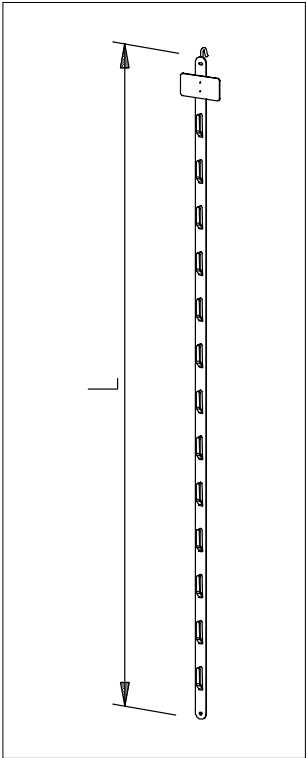


Ref. no.	L	D	H	VE
400 950 000 04 89	330	-	-	1

# Shopfitting accessories

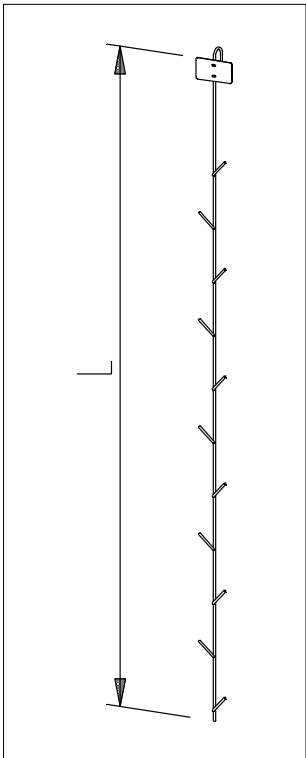


77810 R Clip Strip with price plate, 75 x 40 mm, RAL 9010 pure white



Ref. no.	L	VE
107 811 049 67 89	1150	1
No. of lugs: 13, Length of lugs: 40 mm, Pitch of lugs: 40 mm, Hanging system: Universal		

77820R Pin style clip strip with price plate, 75 x 40 mm, RAL 9010 pure white



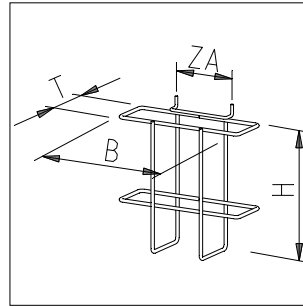
Ref. no.	L	VE
107 740 049 67 89	1250	1
No. of pins: 11, Size of pins: 4,0 x 40 mm, Pitch of pins: 100 mm, Hanging system: Universal		

## 1853/.../ Leaflet holder for pegmetal panels, Ø 4,0 mm, bright zinc



Ref. no.	B	H	T	ZA	VE
110 341 000 01 89	225	225	50	75	1
110 342 000 01 89	155	158	50	75	1
110 343 000 01 89	105	160	50	75	1

110 341 ... for DIN A4 size, 110 342 ... for DIN A5 size, 110 343 ... for DIN C6 size

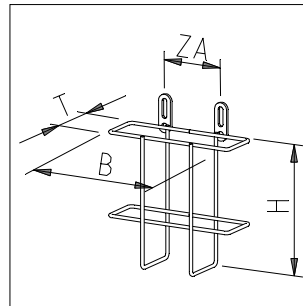


## 1854/.../ Leaflet holder, screw fitting, Ø 4,0 mm, bright zinc



Ref. no.	B	H	T	ZA	VE
110 741 000 01 89	225	225	50	75	1
110 742 000 01 89	155	158	50	75	1
110 743 000 01 89	105	160	50	75	1

110 741 ... for DIN A4 size, 110 742 ... for DIN A5 size, 110 743 ... for DIN C6 size

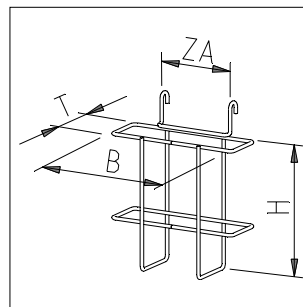


## 1855/.../ Leaflet holder for mesh panels, Ø 4,0 mm, bright zinc



Ref. no.	B	H	T	ZA	VE
107 341 000 01 89	225	225	50	91	1
107 342 000 01 89	155	158	50	91	1
107 343 000 01 89	105	160	50	91	1

107 341 ... for DIN A4 size, 107 342 ... for DIN A5 size, 107 343 ... for DIN C6 size

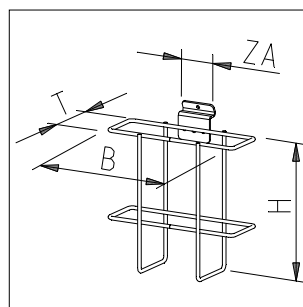


## 1856/.../ Leaflet holder for slatwall panels, Ø 4,0 mm, bright zinc



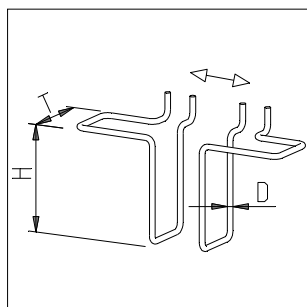
Ref. no.	B	H	T	ZA	VE
147 341 000 01 89	225	225	50	40	1
147 342 000 01 89	155	158	50	40	1
147 343 000 01 89	105	160	50	40	1

147 341 ... for DIN A4 size, 147 342 ... for DIN A5 size, 147 343 ... for DIN C6 size



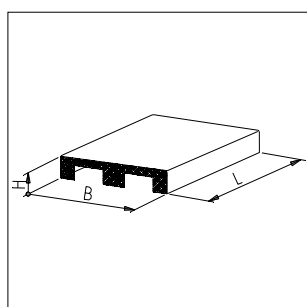


## 1808 Postcard holder, Ø 3,0 mm, bright zinc



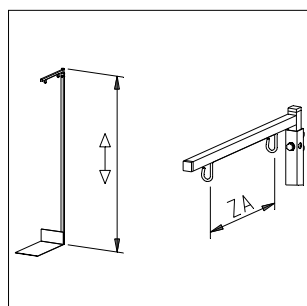
Ref. no.	H	D	T	VE
110 330 000 01 17	60	3,0	30	50
110 ... fits hole spacing 15 mm and 25 mm				

## 402120 Embossed aluminium cover for pallets, embossed aluminium sheet



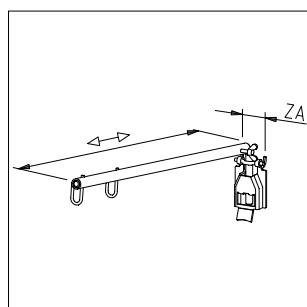
Ref. no.	B	H	L	VE
402 120 000 21 89	1215	147	820	1

## 182260 Pallet sign holder, telescopic, RAL 7035 light grey



Ref. no.	L	ZA
182 260 940 56 89	200	1
telescopic to heights: 1400 mm, 1800 mm and 2300 mm		

## 115610 Flag holder, bright zinc (blue chromatised)

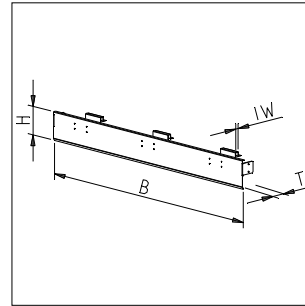


Ref. no.	ZA	VE
115 610 942 01 89	30	1
telescopic from 400 mm to 770 mm. Wing screw, metallic grey		

# 401080000 Shade panel for LPR Shelf, RAL 7035 light grey



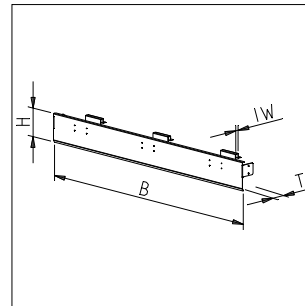
Ref. no.	B	H	T	IW	VE
401 080 000 56 89	1260	141	112	6,5	1



# 401080805 Shade panel for ARP-Shelf 6x4, RAL 7035 light grey



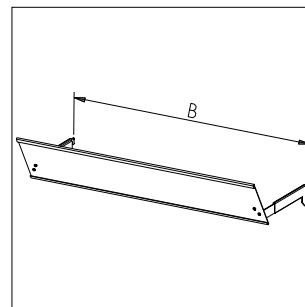
Ref. no.	B	H	T	IW	VE
401 080 805 56 89	1260	141	120	15,0	1



# 40170 Angled panel for fitting into slotted uprights, telescopic 400–600 mm, RAL 9001 cream white



Ref. no.	B	H	VE
401 702 940 60 89	1000	215	1
401 703 940 60 89	1250	215	1
401 704 940 60 89	1330	215	1

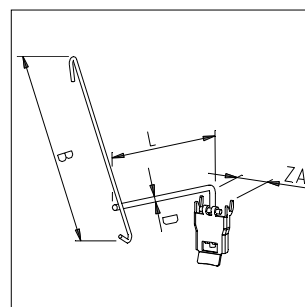


# 74148.3 Display panel holder, angled with direct entry clasp, bright zinc

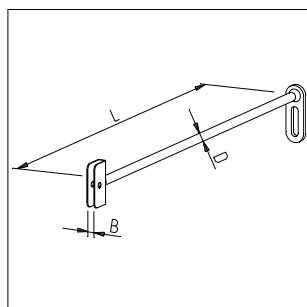


Ref. no.	L	D	B	ZA	VE
111 591 875 01 20	170	4,8	310	30	100

111 ... fits hole spacing 15 mm



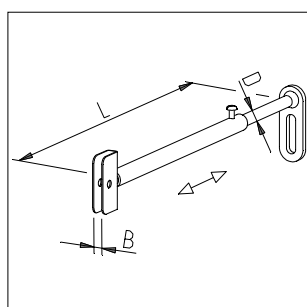
## 72880 U Display holder with U channel, Ø 7,0 mm, bright zinc



Ref. no.	L	D	B	ZA	VE
110 576 860 01 20	300	7,0	7	-	100
110 578 860 01 20	350	7,0	7	-	100

110 ... fits hole spacing 15 mm and 25 mm

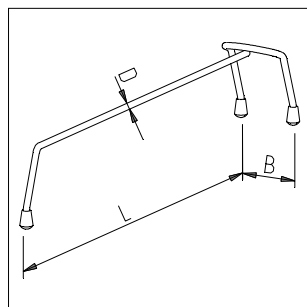
## 72880 T Display holder, telescopic, bright zinc



Ref. no.	L	D	B	ZA	VE
110 574 941 01 20	200	7,0	7	-	100

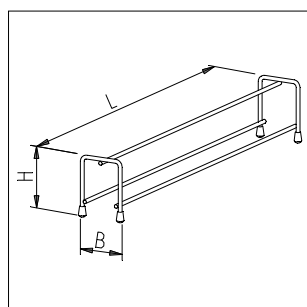
110 ... fits hole spacing 15 mm and 25 mm

## 76024 T - 76027 T Can divider arm for shelves, nickel plated



Ref. no.	L	D	B	VE
108 650 000 16 89	370	4,8	49,5	1
108 651 000 16 89	470	4,8	49,5	1
108 652 000 16 89	570	4,8	49,5	1
108 661 000 16 89	670	4,8	49,5	1

## 76014.1 Can divider arm with side supports, bright zinc


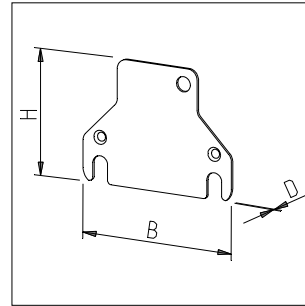


Ref. no.	L	D	B	VE
108 530 000 01 89	470	4,8	80	1
108 531 000 01 89	570	4,8	80	1

## 40109... Spacer for C50x40, zinc plated




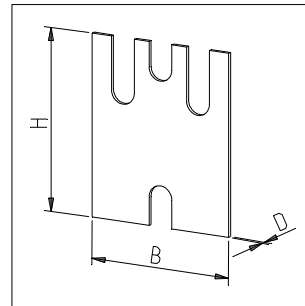
Ref. no.	B	H	D	VE
401 090 801 06 89	130	100	1,5	1
401 090 802 06 89	130	100	2,0	1
401 090 803 01 89	130	100	6,0	1



## 10698... Universal spacer, zinc plated



Ref. no.	B	H	D	VE
106 980 801 06 89	120	145	1,0	1
106 980 803 06 89	120	145	3,0	1


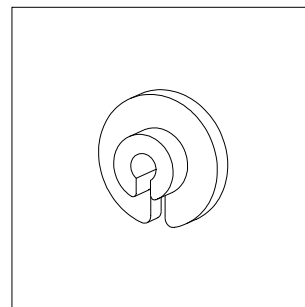


## 707 Stock limiter, translucent plastic



Ref. no.	To suit wire	VE
051 030 000 84 20	3,4-4,4	100

051 030 ... white

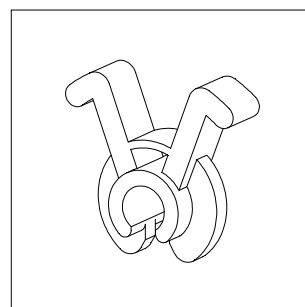


## 704/705/708/709 Stock limiter, translucent or black plastic

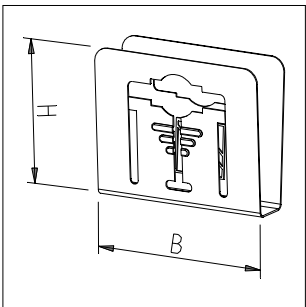


Ref. no.	To suit wire	VE
051 180 000 87 20	8,0	100
051 110 000 87 20	10,0	100
051 150 000 84 20	4,0-5,4	100
051 160 000 84 20	6,0-7,0	100

051 180 ... black, 051 110 ... black, 051 150 ... white, 051 160 ... white



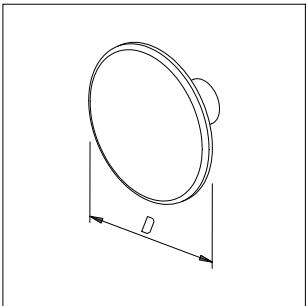

77704/77706 Stock limiter, stainless steel



Ref. no.	für Drahtstärke H	B	VE
051 240 000 22 20	4,0-4,8	92	50
051 250 000 22 20	4,8-6,0	92	50

fits looped hooks and heavy duty looped hooks


34, 39, 48, 49, 59 / PS 79, PS 100, PS 120 Circular price plate, grey or black plastic



Ref. no.	für Drahtstärke	VE
000 190 000 85 20	3,5	100
000 191 000 85 20	4,0	100
000 192 000 85 20	4,8	100
000 193 000 85 20	5,0	100
000 194 000 85 20	6,0	100
000 195 000 87 20	8,0	100
000 196 000 87 20	10,0	100
000 197 000 87 20	12,0	100

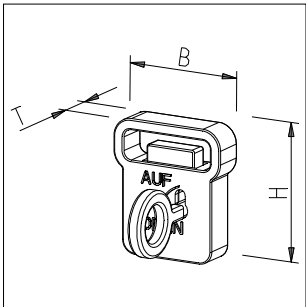
000 190 ... to 000 194 ... grey, D = 35 mm; 000 195 ... to 000 197 ... black, D = 45 mm

75000... Rubber feet, end cap, black/matt 87 89, white/matt 84 89



Ref. no.	für Draht Ø	VE
750 000 003 87 89	3,5	1
750 000 004 87 89	4,0	1
750 000 005 87 89	4,8	1
750 000 006 87 89	5,8-7,0	1
750 000 008 87 89	8,0-12,0	1

750810 Looped hook security lock, 81 red, 82 blue, 83 green, 87 black



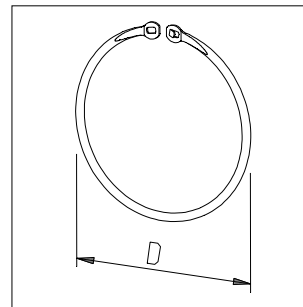
Ref. no.	H	B	T	VE
750 810 000 81 10	49	43	12	10



## 427/428 Merchandising ring with clip fastening, bright zinc



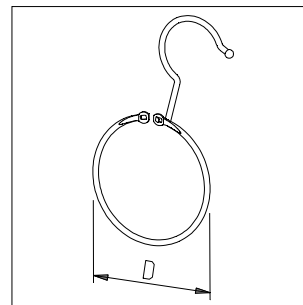
Ref. no.	D	VE
104 273 000 01 17	100	50
104 274 000 01 17	120	50



## 429 Merchandising ring with clip fastening &amp; hanger, 120 mm, bright zinc



Ref. no.	D	VE
104 274 860 01 17	120	50

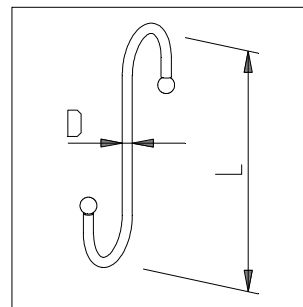


## 430/6430, 434/6434 S Hooks, bright zinc, chrome plated



Ref. no.	L	D	VE
102 930 000 01 17	100	3,0	50
102 950 000 01 17	110	4,8	50
102 930 000 04 17	100	3,0	50
102 950 000 04 17	110	4,8	50

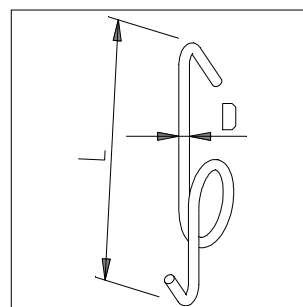
... 01 17 bright zinc, ... 04 17 chrome plated



## 442/443 Lamp hook, bright zinc

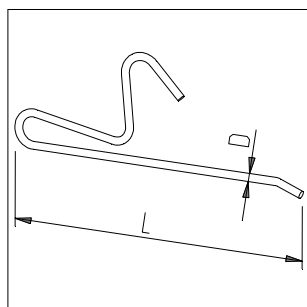


Ref. no.	L	D	VE
102 440 000 01 23	100	4,0	250
102 441 000 01 23	190	4,0	250



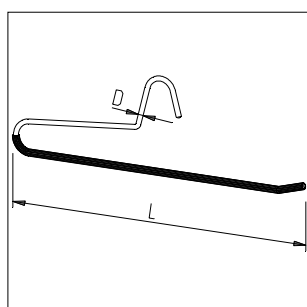
# Shopfitting accessories

## 483 Sock holder, bright zinc



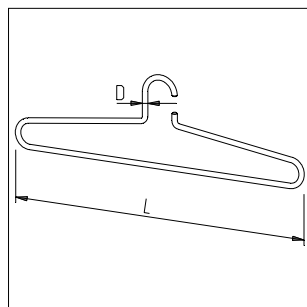
Ref. no.	L	D	VE
105 330 000 01 20	110	2,5	100

## 6009/6010 Trouser holder with rubber sleeve, chrome plated



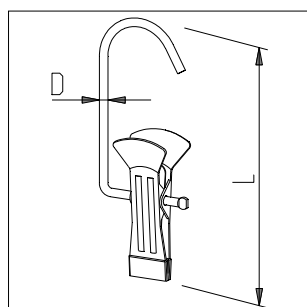
Ref. no.	L	D	VE
104 450 900 04 10	340	4,8	10
104 460 900 04 10	400	6,0	10

## 6007 Clothes hanger, chrome plated



Ref. no.	L	D	VE
104 380 000 04 10	480	8,0	10

## 1506 Universal Clip, bright zinc

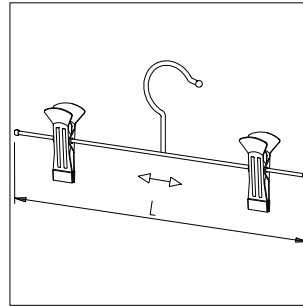


Ref. no.	L	D	VE
105 040 861 01 17	120	4,0	50

### 1532 Hanger with adjustable clips, bright zinc



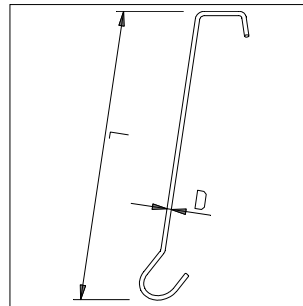
Ref. no.	L	D	VE
104 331 802 01 20	300	-	100



### 10401... Ceiling hook for panels, bright zinc




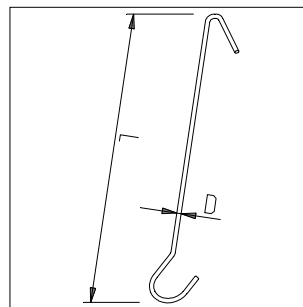
Ref. no.	L	D	VE
104 010 000 06 17	60	2,0	50
104 011 000 06 17	150	2,0	50
104 012 000 06 17	300	2,0	50
104 013 000 06 17	500	2,0	50
104 014 000 06 17	700	2,0	50
104 015 000 06 17	1000	2,0	50



### 10402... Special hook, bright zinc



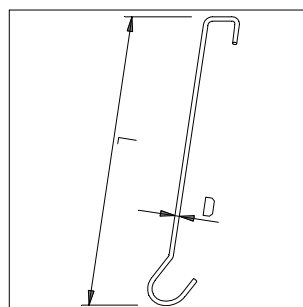
Ref. no.	L	D	VE
104 020 000 06 17	500	2,0	50



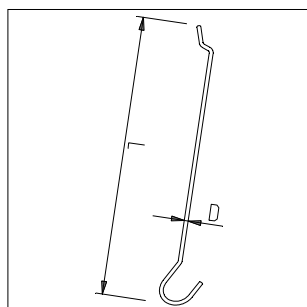
### 10403... Ceiling hook for panels, Profile 10, bright zinc



Ref. no.	L	D	VE
104 030 000 06 17	60	2,0	50
104 031 000 06 17	150	2,0	50
104 032 000 06 17	300	2,0	50
104 033 000 06 17	500	2,0	50
104 034 000 06 17	700	2,0	50
104 035 000 06 17	1000	2,0	50

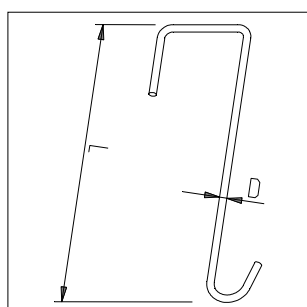


## 10404... Ceiling hooks for Plaster ceilings, bright zinc



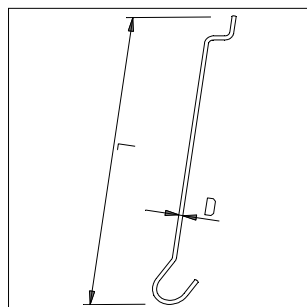
Ref. no.	L	D	VE
104 040 000 06 17	60	2,0	50
104 041 000 06 17	150	2,0	50
104 042 000 06 17	300	2,0	50
104 043 000 06 17	500	2,0	50
104 044 000 06 17	700	2,0	50
104 045 000 06 17	1000	2,0	50

## 10405... Ceiling hooks for panels, Profile 20, bright zinc



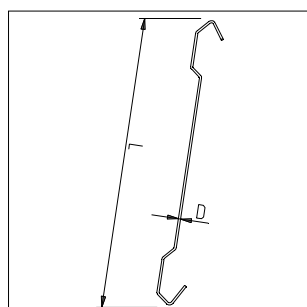

Ref. no.	L	D	VE
104 050 000 06 17	85	2,0	50

## 10407... Ceiling hooks for perforated ceiling panels, bright zinc



Ref. no.	L	D	VE
104 070 000 06 17	60	2,0	50
104 071 000 06 17	150	2,0	50
104 072 000 06 17	300	2,0	50
104 073 000 06 17	500	2,0	50
104 074 000 06 17	700	2,0	50
104 075 000 06 17	1000	2,0	50

## 10408... Invisible double hook, stainless steel

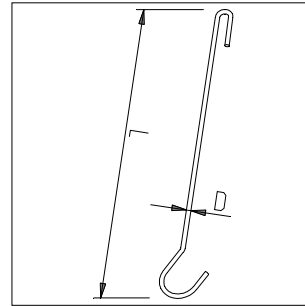


Ref. no.	L	D	VE
104 080 000 22 17	150	0,8	50
104 081 000 22 17	250	0,8	50
104 082 000 22 17	500	0,8	50
104 083 000 22 17	750	0,8	50
104 084 000 22 17	1000	0,8	50

## 10409... Ceiling hook for mesh panels, bright zinc



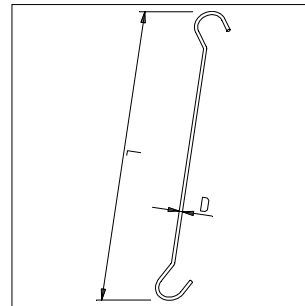
Ref. no.	L	D	VE
104 090 000 06 17	60	2,0	50
104 091 000 06 17	150	2,0	50
104 092 000 06 17	300	2,0	50
104 093 000 06 17	500	2,0	50
104 094 000 06 17	700	2,0	50
104 095 000 06 17	1000	2,0	50



## 10410... Universal hanger, bright zinc

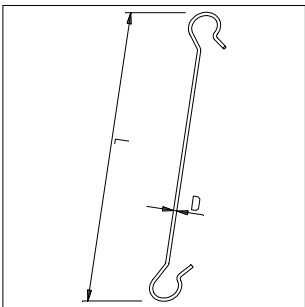


Ref. no.	L	D	VE
104 100 000 06 17	60	2,0	50
104 101 000 06 17	100	2,0	50
104 102 000 06 17	150	2,0	50
104 103 000 06 17	200	2,0	50
104 104 000 06 17	250	2,0	50
104 105 000 06 17	300	2,0	50
104 106 000 06 17	350	2,0	50
104 107 000 06 17	400	2,0	50
104 108 000 06 17	500	2,0	50
104 109 000 06 17	600	2,0	50
104 110 000 06 17	700	2,0	50
104 111 000 06 17	750	2,0	50
104 112 000 06 17	800	2,0	50
104 113 000 06 17	900	2,0	50
104 114 000 06 17	1000	2,0	50
104 115 000 06 17	1250	2,0	50
104 116 000 06 17	1300	2,0	50
104 117 000 06 17	1500	2,0	50
104 118 000 06 17	1800	2,0	50
104 119 000 06 17	2000	2,0	50





10413... Universal hanger, bright zinc



Ref. no.	L	D	VE
104 130 000 06 17	60	2,0	50
104 131 000 06 17	100	2,0	50
104 132 000 06 17	150	2,0	50
104 133 000 06 17	200	2,0	50
104 134 000 06 17	250	2,0	50
104 135 000 06 17	300	2,0	50
104 136 000 06 17	350	2,0	50
104 137 000 06 17	400	2,0	50
104 138 000 06 17	500	2,0	50
104 139 000 06 17	600	2,0	50
104 140 000 06 17	700	2,0	50
104 141 000 06 17	750	2,0	50
104 142 000 06 17	800	2,0	50
104 143 000 06 17	900	2,0	50
104 144 000 06 17	1000	2,0	50
104 145 000 06 17	1250	2,0	50
104 146 000 06 17	1300	2,0	50
104 147 000 06 17	1500	2,0	50
104 148 000 06 17	1800	2,0	50
104 149 000 06 17	2000	2,0	50

# Plastic products



# Showcard frame system

## Showcard Frames



Ref. no.	Format
040 003 80. ... 89	DIN A3
040 004 80. ... 89	DIN A4
040 005 80. ... 89	DIN A5
040 006 80. ... 89	DIN A6

## Telescopic pole, 350–700 mm



Ref. no.	Colour
040 023 940 21 10	aluminium
040 023 940 90 10	black
040 020 942 04 89	chrome

## Telescopic pole, 750–1500 mm



Ref. no.	Colour
040 024 940 21 10	aluminium
040 024 940 90 10	black
040 021 942 04 89	chrome

## Fixed pole, 310 mm



Ref. no.	Colour
040 020 801 21 89	aluminium
040 020 801 90 89	black
040 020 801 04 89	chrome

## T-piece 90 mm

Ref. no.	Format
040 010 801 .. 89	9,0/12 mm
040 010 802 .. 89	9,0/10 mm
040 010 803 .. 89	9,8/10 mm



## Base, 150x200mm

Ref. no.	Material
040 030 000 ... 89	plastic
040 030 803 ... 89	plastic/metal



## Metal Base, 160 x 180 mm

Ref. no.	Material
040 030 801 64 89	metal, black
040 030 804 .. 89	stainless steel



## Metal Base, 180 mm

Ref. no.	Material
040 031 801 64 89	metal, black



Standard				*RAL 1018		*RAL 6032
		*RAL 9010		*RAL 2008		*RAL 5015
		*RAL 7035		*RAL 3000		*RAL 9005

Special		*RAL 9006	
		to client's specification	*similar to

# Showcard frame system

## Protective cover, Non-reflective



Ref. no.	Format
040 14. 000 89 10	DIN A6 - A3

## Vespension eyelet, parallel




Ref. no.
040 040 000 89 10

## Vespension eyelet, 90°



Ref. no.
040 040 801 89 10

## Vespension eyelet, revolving



Ref. no.
040 040 802 89 10

Hanger, side fitting, pair

Ref. no.
040 051 801 89 82



Hanger, long, side fitting, revolving, pair

Ref. no.
040 051 000 89 82



Hanger, short, side fitting, revolving, pair

Ref. no.
040 050 000 89 82



Tube clip


Ref. no.	Diameter
040 130 8... 89 10	8, 10, 12, 14, 18, 22, 28 mm





# Showcard frame system

## Magnetic clip, parallel



Ref. no.  
040 070 806 84 10

## Magnetic clip, 90°



Ref. no.  
040 070 805 84 10

## Magnetic clip, rectangular, revolving



Ref. no.  
040 070 802 89 89

## Magnetic clip, round



Ref. no.  
040 070 803 ... 89

## Promotional clip

### Ref. no.

040 300 001 89 10




## Frame base Vepport

### Ref. no. Angle

040 080 801 89 10 upright

040 080 803 89 13 30, 45, 90°




## Frame base Vepport

### Ref. no. Angle

040 080 802 89 10 15°

040 080 803 89 13 30, 45, 90°



## Wire holder

### Ref. no. Art

040 100 000 85 82

040 023 941 21 10 with tube and spring



# Datastrips

## Self-adhesive datastrips



Label height  
18, 26, 30, 35, 39,  
52, 55, 60, 73, 80 mm

1

## Self-adhesive datastrips



Label height  
30, 33, 39, 52,  
60, 73, 80, 100 mm

2

## Self-adhesive datastrips



Label height  
27, 39 mm  
with angled fitting  
with finger grip

3

## Self-adhesive datastrips



Label height  
27, 39 mm  
with angled fitting

4

## Clip on datastrip



Label height  
30, 39, 52mm  
for Tego  
1 position, optional  
available with finger  
grip

5

## Clip on datastrip



Label height  
32, 39, 52, 60, 80 mm  
for Tego  
1 position, with  
finger grip

6

## Clip on datastrip



Label height  
26, 39, 52, 60 mm  
for Linde, Storebest, Tego,  
2 position

7

## Clip on datastrip



Label height  
32, 39, 52, 60, 80 mm  
for Linde, Storebest, Tego  
2 position, with finger grip

8

### Datastrips for wire baskets and wire shelves



Label height  
39, 60 mm  
with finger grip

9

### Datastrips for wire baskets and wire shelves



Label height  
39 mm  
with finger grip

10

### Datastrips for wire baskets and wire shelves



Label height  
27, 39 mm  
with finger grip

11

### Datastrips for wire baskets and wire shelves



Label height  
39 mm

12

### Datastrips for wire baskets and wire shelves



Label height  
26, 39 mm  
for 6 mm wire

13

### Datastrips for wire baskets and wire shelves



Label height  
30, 39 mm  
for wire shelves  
with finger grip

14

### Datastrips for wire baskets and wire shelves



Label height  
39 mm,  
for wire shelves  
flexible, with  
finger grip

15

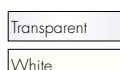
### Datastrips for wire baskets and wire shelves



Label height  
26, 39, 60 mm  
perforated, clips available  
separately

16

#### Colours



\*RAL 9010



\*RAL 9006

#### Special



to client's specification

\*similar to

# Datastrips

## Datastrips for pegboard hooks and metal edges



Label height  
26, 39, 52, 60, 80 mm  
for information rails,  
upper fitting

17

## Datastrips for pegboard hooks and metal edges



Label height  
26, 39, 52, 60, 80 mm  
for information rails,  
lower fitting

18

## Datastrips for pegboard hooks and metal edges



Label holder  
26, 39, 52 mm  
with or without 7 or 11 mm  
centre cut-out

19

## Datastrips for pegboard hooks and metal edges



Label height 39 mm  
for metal edge 1-2,5 mm thick

20

## Special purposes sections



1 Poster Profile  
2 Hanger for 1  
3 Poster Profile,  
perforated

21

## Special purposes sections



1 Display profile  
self-adhesive  
2 U-profile, self-adhesive

22

## Special purposes sections



1 Snap profile  
2 Hanger for 1

23

## Special purposes sections



Front rail  
for front slot in  
Tego shelves

24

Acrylic L-Display

Ref. no.	Format
040 22... 000 89 10	DIN A3 - A6 HF

HF = Portrait



Acrylic L-Display, for 8mm glass shelves

Ref. no.	Format
040 22... 001 89 89	DIN A5 - A7 HF

HF = Portrait



Acrylic T-Display

Ref. no.	Format
040 37... 000 89 89	DIN A4 - DIN long



Acrylic Tent-Display

Ref. no.	Format
040 38... 801 89 89	DIN A6 - A8 QF

QF = Landscape



Acrylics

Transparent

Satin finish

Coloured

Rigid PVC

Transparent

Non-reflective

White

PET

Transparent

Non-reflective

Expanded Polystyrene

White

Coloured



# Showcard stands

## Acrylic L-Display, with box



Ref. no.	format
040 344 809 89 89	DIN A4 HF
HF = Portrait	

## Acrylic L-Display, 80°, 90°




Ref. no.	Neigung
040 99... 000 89 88	80°
040 99... 001 89 88	90°

## Acrylic Y-Display



Ref. no.	Format
040 396 000 89 89	DIN A6 HF
HF = Portrait	


## Acrylic U-Display



Ref. no.	Format
040 400 000 89 10	160 x 80/70 mm
040 400 001 89 10	160 x 160/70 mm


## Acrylic Pocket, with 2 holes

Ref. no.	Format
040 41... 000 89 10	DIN A1 - A4



## PVC-Pocket, antireflex, with 2 holes

Ref. no.	Format
040 42... 000 89 10	DIN A1 - A4



## PVC-Pocket, antireflex, with 2 eyelets

Ref. no.	Format
040 43... 000 89 10	DIN A1 - A4



## Acrylic Pocket, adhesive

Ref. no.	Format
040 45... 000 89 89	DIN A3 - A6 HF

HF = Portrait




# Showcard pockets and displays

## Acrylic Pocket, magnetic



Ref. no.	Format
040 45... 80... 89 89	DIN A3 - A6 HF
HF = Portrait	

## PVC-C-Pocket, adhesive



Ref. no.	Format
040 46... 80... 89 ... ..	DIN A3 - A6 HF
HF = Portrait	

## Price-Display, with 2 holes



Ref. no.	Format	Art
040 440 000 89 89	DIN A4 / DIN A5	einseitig
040 441 000 89 89	DIN A4/ DIN A5	doppelseitig

## Price-Display, with 2 holes



Ref. no.	Format	Art
040 44... 001 89 89	DIN A3	one-/two-sided
040 44... 002 89 89	DIN A4	one-/two-sided

## Price Pocket, Insert - short or long side

Ref. no.	Format
040 33 ... 80 ... 89 20	DIN A4-A7
040 33 ... 81 ... 89 20	DIN A4-A7, sk

sk = self-adhesive



## Price Pocket with 1 hole, Insert - short or long side

Ref. no.	Format
040 33 ... 8... ... 89 20	DIN A4-A7



## Price Pocket with 1 hole, with additional pocket


Ref. no.	Format
040 336 861 89 20	DIN A6 + 30 mm
040 336 863 89 20	DIN A6 + 40 mm



## Haftscheiben, Sicherheitsfäden, Accessories

Ref. no.	Art	Format
040 260 820 84 20	Scheibe, adhesive hook	20 mm
040 850 009 84 27	Cable tie	125 mm
040 850 005 84 27	Cable tie	225 mm

sk = self-adhesive



# Leaflet Dispensers

## Dispenser Table/Wall, universal



Ref. no.	Format
040 23... 000 89 89	DIN A4 - DIN long

## Dispenser Wall



Ref. no.	Format
040 23... 801 89 89	DIN A4 - DIN long

## Dispenser Table



Ref. no.	Format
040 24... 000 89 89	DIN A4 - DIN long

## Dispenser Table, 2-, 3- or 4-tier





Ref. no.	Format
040 24... 00 ... 89 89	DIN A4 - DIN long

## Snap frame „Basic 25“, with 25 mm profile

Ref. no.	Format	Angles	VE
040 771 801 21 01	DIN A1	Mitre	1
040 772 801 21 01	DIN A2	Mitre	1
040 771 802 21 01	DIN A1	Rounded	1
040 772 802 21 01	DIN A2	Rounded	1


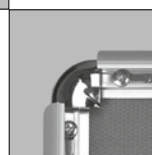

Back frame, lower profile and rounded angles in plastic/grey; other formats on request



## Snap frame „Standard 25“, with 25 mm profile

Ref. no.	Format	Angles	VE
040 771 811 21 01	DIN A1	Mitre	1
040 772 811 21 01	DIN A2	Mitre	1
040 771 812 21 01	DIN A1	Rounded	1
040 772 812 21 01	DIN A2	Rounded	1


Plastic back frame, Rondo-angles chrome-optics; other formats on request



## Snap frame „Standard 32“, with 32 mm profile

Ref. no.	Format	Angles	VE
040 771 821 21 01	DIN A1	Mitre	1
040 772 821 21 01	DIN A2	Mitre	1
040 771 822 21 01	DIN A1	Rounded	1
040 772 822 21 01	DIN A2	Rounded	1



Plastic back frame, Rondo-angles chrome-optics; other formats on request



## Snap frame „Waterproofed 35“, with 35 mm profile

Ref. no.	Format	Angles	VE
040 771 831 21 01	DIN A1	Mitre	1
040 772 831 21 01	DIN A2	Mitre	1


Plastic back frame, rainproofed by framed rubber gaskets and water drain press cuts; other formats on request





# Aluminium A-boards with 2 snap frames and antireflex cover


## A-Board „Standard 25“, with 25 mm profile



Ref. no.	Format	Angels	VE
040 761 801 21 01	DIN A1	Mitre	1
040 762 801 21 01	DIN A2	Mitre	1
040 761 802 21 01	DIN A1	Rounded	1
040 762 802 21 01	DIN A2	Rounded	1

Plastic back frame/grey, Rondo-angles chrome-optics; other formats on request


## A-Board „Outdoor 32“, with 32 mm profile



Ref. no.	Format	Angels	VE
040 761 811 21 01	DIN A1	Mitre	1
040 762 811 21 01	DIN A2	Mitre	1
040 761 812 21 01	DIN A1	Rounded	1
040 762 812 21 01	DIN A2	Rounded	1

Metal back frame, water drain press cuts, Rondo-angles chrome-optics; other formats on request


## A-Board „Waterproof 32“, with 32 mm profile



Ref. no.	Format	Angels	VE
040 761 821 21 01	DIN A1	Mitre	1
040 762 821 21 01	DIN A2	Mitre	1
040 761 822 21 01	DIN A1	Rounded	1
040 762 822 21 01	DIN A2	Rounded	1

Metal back frame, water drain press cuts, Rondo-angles chrome-optics; other formats on request

## Pavement sign „Wind 40“, with 40 mm profile



Ref. no.	Format	Angels	VE
040 760 831 21 01	DIN A0	Mitre	1
040 761 831 21 01	DIN A1	Mitre	1

Water drain press cuts, solid steel springs, Foot can be filled with water; other formats on request

## Shelf divider 60 mm

Ref. no.	L	VE
040 177 801 89 64	235 mm	40
040 170 801 89 64	335 mm	40
040 171 801 89 64	435 mm	40

with 1 or 2 fixing points; other lengths on request



## Shelf divider 60 mm, can be cut to requested length

Ref. no.	L	VE
040 170 941 89 64	185–335 mm	40
040 172 941 89 64	335–485 mm	40
040 173 941 89 90	485–635 mm	80

with 2 fixing points; with breaking points in 25 mm steps



## Shelf divider 120 mm

Ref. no.	L	VE
040 177 802 89 13	235 mm	20
040 170 802 89 13	335 mm	20
040 171 802 89 13	435 mm	20

with 1 or 2 fixing points; other lengths on request



## Shelf divider 120 mm, can be cut to requested length

Ref. no.	L	VE
040 170 942 89 13	185–335 mm	20
040 172 942 89 13	335–485 mm	20
040 173 942 89 13	485–635 mm	20

with 2 fixing points; with breaking points in 25 mm steps



## T-Profile rails for shelf dividers

### T-Profile, self-adhesive, width 13 mm



Ref. no.	L	VE
040 180 801 89 89	998 mm	1
040 181 801 89 89	1248 mm	1
040 182 801 89 89	1328 mm	1

other lengths on request

### T-Profile, magnetic, width 13 mm



Ref. no.	L	VE
040 180 802 89 89	998 mm	1
040 181 802 89 89	1248 mm	1
040 182 802 89 89	1328 mm	1

other lengths on request

### T-Profile, self-adhesive, width 30 mm



Ref. no.	L	VE
040 180 811 89 89	998 mm	1
040 181 811 89 89	1248 mm	1
040 182 811 89 89	1328 mm	1

other lengths on request

### T-Profile, magnetic, width 30 mm



Ref. no.	L	VE
040 180 812 89 89	998 mm	1
040 181 812 89 89	1248 mm	1
040 182 812 89 89	1328 mm	1

other lengths on request

### T-Profile, perforated style for wire mesh shelves, width 30 mm

Ref. no.	L	VE
040 180 813 89 89	998 mm	1
040 181 813 89 89	1248 mm	1
040 182 813 89 89	1328 mm	1



### Fixation clip. for perforated T-Profiles, transparent

Ref. no.	VE
040 790 003 89 20	100



### T-Profile, self-adhesive, width 39 mm, front rail 39 mm

Ref. no.	L	VE
040 180 821 89 89	998 mm	1
040 181 821 89 89	1248 mm	1
040 182 821 89 89	1328 mm	1

other lengths on request



### T-Profile, with 39 mm scanning profile, to clip on shelves from Linde, Storebest and Tegometall

Ref. no.	L	VE
040 189 002 ... .. 89	989 mm	1
040 189 003 ... .. 89	1239 mm	1
040 189 004 ... .. 89	1319 mm	1

other lengths on request





# Shopping and transport trolleys





# Excellent right for retail success

Stable and safe, with a long-lasting, superior appearance. Geck shopping and transport trolleys make a compelling case due to meeting highest safety standards, excellent durability, a stunning appearance and comfortable handling. For every requirement, for every application.

Carefully designed with many thoughtful details, yet manufactured in compliance with the most stringent of standards—this is the unique product quality “made in Germany” by Geck. Our products provide a long and reliable usage in your stores, with a long-term return on your investment. Excellent right for your retail success!

From model lines with impressive loading capacity, covering most demanding applications, up to a variety of size options and extensive accessories Geck shopping and transport trolleys meet your needs. The bright zinc metal finish is available with a high protective nano-sealant as standard or with coloured powder coating.

Geck trolleys are compatible with models from other manufacturers, allowing to supplement your existing stock. Geck shopping and transport trolleys are the perfect choice for every application.

## Store configuration

Based on the store category, this table acts as an initial guide for selecting the appropriate size of trolley and number. The optimal trolley type, and the special equipment and accessories, depend on the range of goods on offer.

Store category	Store size	Retail space	Basket volume	No. of trolleys	Space per 10 tr.
Self-service shop	100 – 250 m <sup>2</sup>	150 m <sup>2</sup>	60 – 75 Liter	35	1,8 m <sup>2</sup>
Self-service store	250 – 400 m <sup>2</sup>	300 m <sup>2</sup>	60 – 99 Liter	80	1,8 m <sup>2</sup>
Supermarkt	400 – 800 m <sup>2</sup>	650 m <sup>2</sup>	75 – 100 Liter	130	2,1 m <sup>2</sup>
Supermarkt in department store	800 – 1500 m <sup>2</sup>	1100 m <sup>2</sup>	90 – 130 Liter	210	2,3 m <sup>2</sup>
Food department	400 – 1500 m <sup>2</sup>	1000 m <sup>2</sup>	60 – 90 Liter	170	1,8 m <sup>2</sup>
Discounter	300 – 600 m <sup>2</sup>	450 m <sup>2</sup>	60 – 130 Liter	75	2,3 m <sup>2</sup>
Consumer market	1500 – 5000 m <sup>2</sup>	2600 m <sup>2</sup>	100 – 130 Liter	415	2,3 m <sup>2</sup>
Self-service department store	from 5000 m <sup>2</sup>	8900 m <sup>2</sup>	130 – 212 Liter	1150	2,7 m <sup>2</sup>
Health & beauty retailer	200 – 400 m <sup>2</sup>	250 m <sup>2</sup>	60 – 75 Liter	60	1,8 m <sup>2</sup>
Health & beauty retailer	400 – 600 m <sup>2</sup>	450 m <sup>2</sup>	60 – 90 Liter	100	1,8 m <sup>2</sup>

# Geck® makes a brilliant appearance



**Innovative three layers:** The surface coating protects the wire (1) against corrosion through galvanisation (2) and at the same time provides sound insulation thanks to a high-quality epoxy resin powder coating (3).



**Bright zinc with nanosealed finish is an optimal and effective protection against corrosion and wear.**



**The optional powder coating is available in almost every colour and has a dirt-repellant effect.**

For years, the bright zinc finish has ensured the superior appearance of Geck product carriers. Thanks to extensive development work, Geck has managed to combine the brilliant appearance with optimal protection against environmental influences for the metal surfaces of the shopping and transport trolleys. The result: a nanosealant with outstanding properties. And many economic and ecological advantages:

- Excellent corrosion protection (complies with all requirements of DIN EN ISO 9227-NSS)
- Considerable wear protection
- Long-lasting, highly decorative, shiny appearance
- Dirt-repellant effect
- Easy to clean
- Temperature- and UV-resistant
- Environmentally friendly: free from solvents, complexing agents and nickel

Comparisons with conventional coating processes show: The new nanosealant from Geck deposits microparticles in a specifically developed passivation layer. The sophisticated coating contains no environmentally harmful substances. Yet it also provides extremely good protection against corrosion and wear. Positive properties that secure your investment whilst protecting the environment. An innovation from Geck.

The excellent build quality and high quality surface seal make Geck shopping and transport trolleys an outstanding choice. The Geck nanosealant ensures the longevity of your investment, providing optimal corrosion protection as well as a stunning appearance despite constant use.

The bright zinc finish and optional coloured powder coating also have a dirt-repellant effect. The surfaces are easy to clean — which lowers ongoing operational costs.

# All benefits at a glance





# Shopping and transport trolleys



Corrosion resistance and noise reduction: plastic hinges and stops on the basket flap prevent metal-on-metal contact.



The GE shopping trolley castors are fitted with a thermoelastic rubber tyre for smooth running inside your store as well as outside, or with robust castors for use on travelators.



The GE A range of Geck shopping trolleys comes with a robust, fold-out attachment, suitable for beverage crates.

The most excellent build quality and high quality surface seal make the GE shopping trolley an outstanding choice. The Geck nanosealant ensures the longevity of your investment, providing optimal corrosion protection as well as a stunning appearance despite constant use.

Moreover, both the polished zinc finish and the optional coloured powder coatings have a dirt-repellant effect, which allows the trolleys to be easily cleaned and lowers their operating costs.

The accessories for the GE range cater for all possible requirements: a range of coin-lock systems, additional guards, child seats and extensions for transporting additional merchandise. Whether purchased as entirely new equipment or as an extension to compatible models of your current fleet—you will move best with Geck.



## Stable, manoeuvrable and compatible: the GE range

### **Advantages at a glance:**

- Compatible with popular shopping trolleys from other manufacturers
- Two chassis styles: GE S and GE BT (with bottom tray)
- Safety ensured by compliance with the requirements of DIN EN 1929
- Polished zinc and nano-sealed finish or polished zinc with the option of additional coloured powder coating
- Optional castors for use on travelators



# Shopping and transport trolleys

## Shopping trolley GE S



Surface: Bright zinc, nanosealed finish or coloured powder coating  
Chassis: Flat oval and round tube

Ref. no	Model	Vol.	ØR	L	B	H	StA	StT	PB
E04 075 ... 89	GE 75 S	75	100	785	559	967	155	2180	84
E04 101 ... 89	GE 101 S	102	125	896	602	981	202	2714	63
E04 130 ... 89	GE 130 S	132	125	986	600	1010	194	2732	63
E04 150 ... 89	GE 150 S	152	125	999	599	976	190	2709	66
E04 155 ... 89	GE 155 S	143	125	1082	612	983	203	2909	60
E04 180 ... 89	GE 180 S	179	125	1017	601	1032	194	2763	63
E04 185 ... 89	GE 185 S	178	125	1076	606	1053	207	2939	60
E04 212 ... 89	GE 212 S	211	125	1088	602	1007	244	3284	51

## Shopping trolley GEA S



Surface: Bright zinc, nanosealed finish or coloured powder coating  
Chassis: Flat oval and round tube

Ref. no	Model	Vol.	ØR	L	B	H	StA	StT	PB
E14 075 ... 89	GEA 75 S	75	100	820	560	970	155	2215	81
E14 101 ... 89	GEA 101 S	102	125	1003	568	981	202	2821	60
E14 130 ... 89	GEA 130 S	132	125	988	600	1010	194	2734	63
E14 155 ... 89	GEA 155 S	143	125	1082	599	983	203	2909	60
E14 185 ... 89	GEA 185 S	178	125	1064	612	1053	207	2927	60

## Shopping trolley GE BTC



Surface: Bright zinc, nanosealed finish or coloured powder coating  
Chassis: Wire frame

Ref. no	Model	Vol.	ØR	L	B	H	StA	StT	PB
E06 075 ... 89	GE 75 BTC	75	100	783	504	1031	155	2178	84
E06 101 ... 89	GE 101 BTC	102	125	898	567	1071	210	2788	60
E06 130 ... 89	GE 130 BTC	132	125	983	590	1091	225	3008	54
E06 155 ... 89	GE 155 BTC	143	125	1038	590	1037	243	3225	51
E06 185 ... 89	GE 185 BTC	178	125	1064	590	1102	235	3179	51

## Shopping trolley GE BT

Surface: Bright zinc, nanosealed finish or coloured powder coating  
Chassis: Wire frame

Ref. no	Model	Vol.	ØR	L	B	H	StA	StT	PB
E07 212 ... 89	GE 212 BT	211	125	1091	590	1002	239	3242	51



## Children's shopping trolley

Surface: Bright zinc, nanosealed finish or coloured powder coating  
Chassis: Wire frame

Ref. no	Model	Vol.	ØR	L	B	H	StA	StT
E05 022 ... 89	GE 22 B	22	50	548	364	681 *	140	1808

\* Height without Flagpole, Height with Flagpole = 1450 mm



## Shopping and transport trolleys



The nanosealant with a polished zinc finish provides excellent corrosion protection and allows quick cleaning.



Robust castors with a diameter of 125 mm or 160 mm ensure safe, easy manoeuvring.



The ergonomically shaped handle ensures comfortable handling and control. Optionally available with a customised, embossed logo.



Tested and reliable safety: Transport trolleys of the GD range comply with E DIN 8472-1. This is certified by the annual audits of TÜV Rheinland.

The GD range—the professional transport trolley for all garden centres as well as DIY and furniture stores. Transport bulky and heavy goods safely—in store, to the checkouts, in the car park, to your car. Geck's GD range of transport trolleys makes it all easy and convenient.

With a sturdy metal frame, waterproof, laminated wood panels, robust castors and ergonomic handles, the high quality materials and workmanship allow GD transport trolleys to prove their quality day in day out. A rigid, additional safety frame on the GD 3 allows your customers to move large goods securely in store.

Optional 145 x 550 mm advertising panels are available for the handle—for identification or for specific customer information. Weather-resistant panels can be finished and printed to your design, or supplied blank for individual or replaceable graphics to be added in store. The force to move heavy and bulky goods: the Geck GD transport trolleys.





For heavy and bulky goods:  
the GD range

**Advantages at a glance:**

- Compatible with the popular transport trolleys of other manufacturers
- Robust construction
- Fully safety tested in accordance with E DIN 8472-1
- Nano-sealed metal surfaces
- Easy to handle
- Plastic handle in customised colours, company/store logo also available

# Shopping and transport trolleys

## Transport trolley GD 2



Surface: Bright zinc, nanosealed finish  
 Chassis: Flat oval and round tube  
 Castors: Ø 125 mm: 4 swivel castors  
 Ø 160 mm: 2 fixed and 2 swivel castors  
 Handles: Plastic, shatter and weather resistant  
 Platform: Wooden veneered, frost-proof and waterproof laquered

Ref. no	Platform size	ØR	L	B	H	StA	StT	PB
T02 ... 12 89	940 x 540	125	1051	689	1090	288	3643	42
T02 ... ..	940 x 540	160	1051	689	1130	288	3643	42
Castor diameter ØR	Height of platform	Weight [kg]	Maximum load [kg]		Recommended load [kg]			
125 mm	255	23	250		150			
160 mm	290	27	400		300			

## Transport trolley GD 3



Surface: Bright zinc, nanosealed finish  
 Chassis: Flat oval and round tube  
 Castors: Ø 125 mm: 4 swivel castors  
 Ø 160 mm: 2 fixed and 2 swivel castors  
 Handles: Plastic, shatter and weather resistant  
 Platform: Wooden veneered, frost-proof and waterproof laquered

Ref. no	Platform size	ØR	L	B	H	StA	StT	PB
T03 ... 12 89	940 x 540	125	1051	689	1090	288	3643	81
T03 ... ..	940 x 540	160	1051	689	1130	288	3643	60
Castor diameter ØR	Height of platform	Weight [kg]	Maximum load [kg]		Recommended load [kg]			
125 mm	255	24	250		150			
160 mm	290	28	400		300			

### Transport trolley GD 4

Surface: Bright zinc, nanosealed finish  
 Chassis: Flat oval and round tube  
 Castors: Ø 125 mm: 4 swivel castors  
 Ø 160 mm: 2 fixed and 2 swivel castors  
 Handles: Plastic, shatter and weather resistant  
 Platform: Wooden veneered, frost-proof and waterproof laquered

Ref. no	Platform size	ØR	L	B	H	StA	StT	PB
T04 ... .. 12 89	940 x 540	125	1051	689	1090	288	3643	42
T04 ... .. ..	940 x 540	160	1051	689	1130	288	3643	60
Castor diameter ØR	Height of platform	Weight [kg]		Maximum load [kg]		Recommended load [kg]		
125 mm	255	25		250		150		
160 mm	290	29		400		300		



### Transport trolley GD 5

Surface: Bright zinc, nanosealed finish  
 Chassis: Flat oval and round tube  
 Castors: Ø 160 mm: 2 fixed and 2 swivel castors  
 Handles: Plastic, shatter and weather resistant  
 Platform: Wooden veneered, frost-proof and waterproof laquered

Ref. no	Platform size	ØR	L	B	H	StA	StT	PB
T05 ... .. 12 89	1178 x 650	160	1290	795	1130	326	4224	36
Castor diameter ØR	Height of platform	Weight [kg]		Maximum load [kg]		Recommended load [kg]		
160 mm	290	27		400		300		





# Shopping and transport trolleys



GD 2 with bottom tray/ accessories: In addition to transporting large, heavy goods, customers can place small items, such as accessory components, in the fixed mesh basket.



The GC 3/5 is fitted with a fifth castor at its centre of gravity to provide additional comfort and aid manoeuvrability with a full load.

Large-screen televisions, computers or household appliances—the GD 2 with bottom tray/accessories is the ideal trolley for transporting goods in electronics stores—with a mesh tray, a basket for consumables, a flag for customized identification and all the benefits of the Geck GD range. The GD 2 basic model with bottom tray is the perfect solution for safely transporting bulky and heavy goods, e.g. within the collection area of furniture stores. The scratch-resistant metal finish keeps the trolley looking good.

Designed for the purchasing of bulky packages—the GC transport trolley with a large, robust wire guard tray and high-up load surface for comfortable loading and unloading and a large basket. The large castors make it easy to steer, preventing shopping from becoming an effort. To keep the GC looking as good as new after many years of use, the surface is nano-sealed. Scratch-resistant, anti-corrosive and easy to clean. The coloured framework components of the GC can be coordinated with those of your store.





For furniture and electronics retailers  
and Cash&Carry stores:  
the GD, GC range

**Advantages at a glance:**

- Compatible with the popular transport trolleys of other manufacturers
- Robust construction
- Safety inspected in accordance with E DIN 8472-1
- Nano-sealed metal surfaces
- Easy to handle
- GD plastic parts are available in many colours
- GC frame parts are available with coloured powder coating

# Shopping and transport trolleys

## Transport trolley GD 2 with bottom grid



Surface: Bright zinc, nanosealed finish  
 Chassis: Flat oval and round tube  
 Castors: 2 fixed and 2 swivel castors  
 Handles: Plastic, shatter and weather resistant

Ref. no	Platform size	ØR	L	B	H	StA	StT	PB
T12 1.. ... 12 89	940 x 540	125	1051	689	1090	288	3643	42
T12 1.. ... 12 89	940 x 540	160	1051	689	1130	288	3643	42
Castor diameter ØR	Height of platform	Weight [kg]		Maximum load [kg]		Recommended load [kg]		
125 mm	255	23,2		250		150		
160 mm	290	27,2		400		300		

## Transport trolley GD 2 with bottom grid and accessoires



Surface: Bright zinc, nanosealed finish  
 Chassis: Flat oval and round tube  
 Castors: 2 fixed and 2 swivel castors  
 Handles: Plastic, shatter and weather resistant  
 Flagpole: (oval, H = 1467 mm) with fixed plastic flag),  
 trolley height including flagpole: 1890 mm

Ref. no	Platform size	ØR	L	B	H	StA	StT	PB
T12 2.. ... 12 89	940 x 540	125	1051	689	1090	288	3643	42
T12 2.. ... 12 89	940 x 540	160	1051	689	1130	288	3643	42
Castor diameter ØR	Height of platform	Weight [kg]		Maximum load [kg]		Recommended load [kg]		
125 mm	255	23,7		250		150		
160 mm	290	27,7		400		300		

### Transport trolley GC 3/4

Surface: Bright zinc, nanosealed finish  
 Chassis: Flat oval and round tube  
 Castors: 4 swivel castors  
 Handles: Plastic, shatter and weather resistant  
 Basket: 281 x 666 x 341 mm (L x W x H), 54 l volume

Ref. no	Platform size	ØR	L	B	H	StA	StT	PB
T09 210 ... 12 89	1147 x 650	160	1519	727	995	425	5344	27
Castor diameter ØR	Height of platform	Weight [kg]		Maximum load [kg]		Recommended load [kg]		
160 mm	395	45		400		300		



### Transport trolley GC 3/5

Surface: Bright zinc, nanosealed finish  
 Chassis: Flat oval and round tube  
 Castors: 4 swivel castors and 1 supporting wheel (Ø 100 mm)  
 Handles: Plastic, shatter and weather resistant  
 Basket: 281 x 666 x 341 mm (L x W x H), 54 l volume

Ref. no	Platform size	ØR	L	B	H	StA	StT	PB
T05 ... 12 89	1178 x 650	160	1290	795	1130	425	5344	27
Castor diameter ØR	Height of platform	Weight [kg]		Maximum load [kg]		Recommended load [kg]		
160 mm	395	48		400		300		



## Shopping and transport trolleys



The robust castors with a diameter of 125 mm are ensuring low noise and easy manoeuvring.



Sliding baskets provide additional storage space.



All types of basket are available with an integrated child seat.

Crates of drinks, planters, large packs of animal feed—with the GM shopping/transport trolley, your customers can nimbly manoeuvre bulky goods through aisles and around corners thanks to the guide castors. The GM trolley also comes with various baskets that provide additional storage space for smaller goods. Two types of basket are available. In addition to the fixed basket, the sliding basket makes it possible to easily and quickly increase the basket volume. It is therefore possible to have baskets with a volumetric capacity ranging from 27 to 82 litres. All types of basket are available with a child seat.

The high quality treatment of the metal parts with the anti-corrosion and dirt-repellant nanosealant ensures the trolleys with their polished zinc or additionally coloured, powder-coated finishes continue to look their best—even when frequently used outside, e.g. in beverage stores. There is also a choice of coin-lock systems—all with the option of advertising on the handle.



## For specialist retailers: the GM range

### **Advantages at a glance:**

- Compatible with the popular transport trolleys of other manufacturers
- Robust construction
- Safety ensured by compliance with the requirements of E DIN 8472-1
- Nano-sealed metal surfaces
- Polished zinc and nano-sealed finish or polished zinc with the option of additional coloured powder coating
- Plastic handle in customised colours, company/store logo also available



# Shopping and transport trolleys

## Shopping and transport trolley GM 2/2



Chassis: Flat oval and round tube  
 Surface: Bright zinc, nanosealed finish or coloured powder coating  
 Platform: Wire mesh, surface as chassis, or wooden veneered platform, frost-proof and waterproof laquered  
 Castors: Swivel castors, Ø 125 mm

Ref. no	Platform size	ØR	L	B	H	StA	StT	PB
T11 2... 12 89	830 x 435	125	925	580	1031	247	3148	51
Basket volume [l]	Height of platform	Weight [kg]		Maximum load [kg]		Recommended load [kg]		
Sliding basket 29 – 50	237	24,4		300		200		
Fixed basket 27	237	22,0		300		200		

## Shopping and transport trolley GM 4



Chassis: Flat oval and round tube  
 Surface: Bright zinc, nanosealed finish or coloured powder coating  
 Platform: Wire mesh, surface as chassis, or wooden veneered platform, frost-proof and waterproof laquered  
 Castors: Swivel castors, Ø 125 mm

Ref. no	Platform size	ØR	L	B	H	StA	StT	PB
T21 4... 12 89	1050 x 523	125	1224	668	1023	352	4392	33
Basket volume [l]	Height of platform	Weight [kg]		Maximum load [kg]		Recommended load [kg]		
Sliding basket 46 – 82	222	32,5		250		150		

## Shopping and transport trolley GM SL

Chassis: Flat oval and round tube  
 Surface: Bright zinc, nanosealed finish or coloured powder coating  
 Platform: Wire mesh, surface as chassis, or wooden veneered platform, frost-proof and waterproof laquered  
 Castors: Swivel castors, Ø 125 mm

Ref. no	Platform size	ØR	L	B	H	StA	StT	PB
T01 201 ... .. 89	818 x 430	125	990	595	1026	274	3456	45
Basket volume [l]	Height of platform	Weight [kg]		Maximum load [kg]		Recommended load [kg]		
Sliding basket 29 – 50	230	24,4		300		200		
Fixed basket 27	230	22,0		300		200		



## Shopping and transport trolleys



The upper tray can be folded back for quick and convenient access to the goods lying underneath.

The Geck GT 3 is a robust, specially designed trolley for DIY stores, garden centres or furniture stores. Wherever a particularly anti-slip load surface is required, the fine-grooved rubber mat on the sturdy wooden platform comes into its own. Even in the wet, like outside areas of garden centres or car parks, the anti-slip mat gives customers confidence when transporting goods.

The Geck CT 25 is particularly practical for smaller supermarkets, health and beauty stores or small goods departments in large stores. With its two removable plastic baskets, it has a total capacity of 50 litres, and its small load surface of 605 x 493 mm saves space in narrow shelving aisles, making them easy to navigate.

The Geck T picking trolley, with lots of space on its two load trays has been designed for the picking and placing of goods on racks. The upper tray provides employees with a convenient working height of 72 cm and can easily be folded back as required, making it easier to reach the goods placed on the lower tray.



For special applications:  
the GT, CT, T range

**Advantages at a glance:**

- Robust construction
- Safety ensured by compliance with the requirements of E DIN 8472-1
- Surface either nano-sealed polished zinc or polished zinc with additional coloured powder coating
- Easy to handle

# Shopping and transport trolleys

## Transport trolley GT 3



Surface: Chassis from flat oval and round tube,  
Bright zinc, nanosealed finish  
Castors: 4 swivel castors, Ø 125 mm  
Handles: Plastic, shatter and weather resistant  
Platform: Wooden platform with a finely ribbed mat

Ref. no	Platform size	ØR	L	B	H	StA	StT	PB
T23 29. ... 12 89	940 x 590	125	1005	714	1089	345	4110	36
Castor diameter ØR	Height of platform	Weight [kg]	Maximum load [kg]		Recommended load [kg]			
125 mm	251	25,5	400		300			

## Basket trolley CT 25



Surface: Chassis from flat oval and round tube,  
Bright zinc, nanosealed finish  
Castors: 4 swivel castors, Ø 75 mm  
Handles and baskets: Plastic, shatter and weather resistant

Ref. no	Basket volume [l]	ØR	L	B	H	StA	StT	PB
T09 000 ... 30 89	2 x 25	75	605	493	960	120	1685	111
Weight [kg]	Maximum load [kg]							
12,2	2 x 25 = 50							

Picking trolley T

Surface: Chassis and handle from flat oval and round tube,  
Bright zinc, nanosealed finish  
Castors: 4 swivel castors, Ø 125 mm  
Platform: Upper platform folds at the rear

Ref. no	Platform size	ØR	L	B	H	StT
T09 100 000 12 89	770 x 412	125	935	516	1045	3338
Weight [kg]	Maximum load [kg]					
17,2	200 kg (upper tray 50 kg, bottom tray 150 kg)					





# Shopping and transport trolleys



The balanced braking technology is extremely easy to operate thanks to the simple foot pedal.

The right size for every store: The Geck beverages trolley has enough space for up to four or six crates of drinks. The particularly smooth-running castors and reliability of this trolley are the hallmarks of these two Geck models. The Geck beverages trolley makes the purchase of drinks for the family, a party or another occasion an uncomplicated matter for your customers.

The beverage trolleys are fitted with a consumables basket for additional storage. The position of this consumables basket allows the crates to be stacked on top of one another, making them safe to transport. The dimensions are based on conventional six-packs of 0.33-litre bottles.

The GGW model is ideal for large stores and shines with its ability to be able to transport six crates of drinks. An exclusive new development that pays for itself. The GGW 2 makes optimal use of space, especially in smaller stores, and can transport up to four crates of drinks.



For beverage stores:  
the GGW range

**Advantages at a glance:**

- Robust construction
- Light-weight
- Polished zinc and nano-sealed finish or polished zinc with the option of additional coloured powder coating
- Consumables basket for additional storage
- Various variants: with or without foot brake
- Optional choice of castors: standard or customised
- Easy to handle

# Shopping and transport trolleys

## Beverage transport trolley GGW, without pedal brake, with basket



Transport trolley for up to six beverage crates

Chassis: Flat oval and round tube  
 Surface: Bright zinc, nanosealed finish or coloured powder coating  
 Platform: Wire frame, surface as chassis  
 Castors: 4 swivel castors, Ø 125 mm;  
 as an option: 2 fixed and 2 swivel castors, Ø 125 mm

Ref. no	Platform size	ØR	L	B	H	StA	StT	PB
T09 950 ... ..	922 x 422	125	1206	544	970	355	4401	33
Basket volume [l]	Height of platform	Weight [kg]		Maximum load [kg]		Recommended load [kg]		
22	237	19,5		150		140		

## Beverage transport trolley GGW, with pedal brake, with basket



Transport trolley for up to six beverage crates

Chassis: Flat oval and round tube  
 Surface: Bright zinc, nanosealed finish or coloured powder coating  
 Platform: Wire frame, surface as chassis  
 Castors: 2 fixed and 2 swivel castors, Ø 125 mm

Ref. no	Platform size	ØR	L	B	H	StA	StT	PB
T09 951 ... ..	922 x 422	125	1206	563	985	355	4401	33
Basket volume [l]	Height of platform	Weight [kg]		Maximum load [kg]		Recommended load [kg]		
22	252	22		150		140		

## Beverage transport trolley GGW2, with pedal brake, with basket

Transport trolley for up to four beverage crates

Chassis: Flat oval and round tube  
 Surface: Bright zinc, nanosealed finish or coloured powder coating  
 Platform: Wire frame, surface as chassis  
 Castors: 2 fixed and 2 swivel castors, Ø 125 mm;  
 as an option: 4 swivel castors, Ø 125 mm

Ref. no	Platform size	ØR	L	B	H	StA	StT	PB
T09 971 ... ..	802 x 422	125	1088	563	985	355	4283	36
Basket volume [l]	Height of platform	Weight [kg]		Maximum load [kg]		Recommended load [kg]		
22	252	21,0		150		140		



## Beverage transport trolley GW, without pedal brake, with basket

Transport trolley for up to four beverage crates

Chassis: Flat oval and round tube  
 Surface: Bright zinc, nanosealed finish or coloured powder coating  
 Platform: Wire frame, surface as chassis  
 Castors: 4 swivel castors, Ø 125 mm;  
 as an option: 2 fixed and 2 swivel castors, Ø 125 mm

Ref. no	Platform size	ØR	L	B	H	StA	StT	PB
T09 960 ... ..	830 x 435	125	1059	546	972	294	3705	42
Basket volume [l]	Height of platform	Weight [kg]		Maximum load [kg]		Recommended load [kg]		
14	241	18		150		140		



# Optional accessories

## Coin locks



Euroloc  
for use with  
round handle  
Ref. no  
780 111 ...



Euroloc  
for use with  
Ergogrip handle  
Ref. no  
780 111 ...



Ergoloc  
for use with  
Ergogrip handle  
Ref. no  
780 110 ...



Smartloc  
for use with  
round handle  
Ref. no  
780 112 ...



Variloc heavy  
for use with  
round handle  
Ref. no  
780 113 ...



Trollymatic  
handle system  
with coin lock  
Ref. no  
780 114 ...

## Handles



RelaxT-Box without Ergostick handles  
Ref. no 780 119 ...



RelaxT-Box with Ergostick handles  
Ref. no 780 124 ...



Ergostick handles  
upon request

## Chain fixtures




Chain fixture with pipe clamp,  
suitable all current systec systems  
except uniloc. Not suitable for  
handles of other manufacturers.  
Available in lengths of  
0,5 m, 1,0 m and 1,5 m  
Ref. no  
599 000 08. 90 89



Chain fixture with pipe clamp,  
suitable for uniloc coin locks.  
Available in lengths of  
1,0 m and 1,5 m  
Ref. no  
599 000 08. 90 89



Chain fixture with pipe clamp  
and RelaxT-Box special key.  
Suitable for trolleys with  
Maxi-Cosi baby seat-shell case.  
Length 1,0 m  
Ref. no  
5990000889089



Chain fixture for wall mounting,  
galvanized and nano-coated.  
Suitable for all common  
Systec handle systems,  
except uniloc.  
Available in lengths of  
0,5 m and 1,0 m  
Ref. no  
599 000 08. 90 89

## Travelator castors



Travelator castor  
1 disk  
Ref. no  
729 000 3... ..



Travelator castor  
4 disks  
Ref. no  
729 000 280 ..



Castors with  
plastic hinge  
Ref. no  
729 000 451 ..



Castors with plastic  
hinge and brake  
Ref. no  
729 000 452 ..


## Advertising handles



Round handle with  
or without handlecaps  
Ref. no  
780 100 042/043 ..



Ergogrip handle with  
or without handlecaps  
Ref. no  
780 100 054/055 ..



Ergonomic handle  
for GD range  
Ref. no  
780 100 050 ..



Advertising panel,  
neutral, for GD range  
Ref. no  
780 21. .... ..



Customised Advertising  
panel, for GD range  
Ref. no  
780 21. .... ..




Placard holder/  
Advertising panel  
Ref. no  
780 180 .... ..

## Advertising panels

## Child seats



Child seat  
Ref. no  
780 100 008 ..



Child seat, wider model  
Ref. no  
780 100 248 ..



Seatbelt  
Ref. no  
780 100 125 87 89

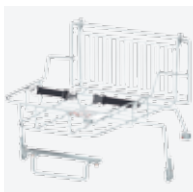


# Shopping and transport trolleys

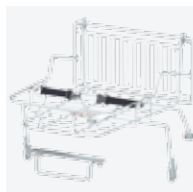
## Baby seat-shells



Baby seat-shell  
Euroshopper  
Ref. no  
780 100 083 ..



Maxi-Cosi Baby seat-shell  
case for Relax-TBox  
Ref. no  
780 361 000 ..



Baby seat-shell case  
for round handle  
and Ergogrip  
Ref. no  
780 360 000 ..



Fastening belt for  
Baby seat-shell case  
Ref. no  
780 100 272 ..



Smartsafe fastening belt system,  
with 2 crabs  
Ref. no  
780 340 000 91 00

## Protective corners/rails



Upper protective  
corners, C-shaped  
Ref. no  
780 100 034/035 ..



Corner protection  
with lock  
Ref. no  
789 990 102 ..



Bumper protector  
with lock  
Ref. no  
780 100 ... .. 89



Kantenschutzprofil  
Klappen- u. Stapel-  
anschlag für 155 l EKW  
Ref. no  
669 000 054 ..



Various protective basket rails, C-shaped,  
available on request



## Accessoires



Bag holder  
Ref. no  
780 100 032 ..




Wire tray for  
small items  
Ref. no  
780 170 000 ..



Wire tray for  
small items, for baskets  
75 litre  
Ref. no  
780 171 000 ..



Divider  
Ref. no  
780 200 150 ..



Flagpole with  
fixed flag and handle  
Ref. no  
789 990 ... ..

# General terms & conditions



# General terms & conditions

## 1. General – Scope of application

The following terms and conditions shall apply to all contracts, which we conclude with our customers. They shall be applicable to legal entities under public law, special funds under public law or businessmen, who on conclusion of the contract are acting in the exercise of their trade or profession, also to future contracts, even if reference is no longer made expressly to these terms and conditions. Deviating terms and conditions of business of our customers shall not be recognised.

This shall apply in particular to conditions for confirmations of orders, invoices and in general correspondence, even if we do not object to them specifically. The acceptance or execution of performances shall not constitute recognition of our customer's contract conditions. Our staff are not authorised to enter into verbal agreements differing from the contract conditions hereunder.

## 2. Offers – orders

2.1 If the customer's order qualifies as an offer pursuant to Art. 145 of the German Civil Code (BGB), we are entitled to accept this offer within four weeks. Delivery orders, which we carry out immediately, shall not require acceptance in writing. Otherwise jobs and orders shall only be deemed to be binding, when we have confirmed them in writing.

2.2 Our own offers are made without obligation initially and shall not be binding.

2.3 Orders shall only be carried out for the standard packs and quantities stated in the catalogue. In the case of order quantities deviating therefrom, we reserve the right to increase them accordingly or to agree a surcharge for special packs. For small orders below 100.00 € we reserve the right to agree upon a handling surcharge of 10.00 € and for export orders below 150.00 € a handling surcharge of 15.00 €.

2.4 We reserve the right to make technical modifications to our products, provided this does not involve any deterioration in the technical standard. All measurements and weights are to be regarded as approximate.

## 3. Call-off orders

Unless agreed otherwise in writing between the customer and us, call-off orders shall apply for a period no longer than one year. The order for the whole delivery must reach us during this period or we are entitled to make deliveries without calls for the goods.

## 4. Prices – terms of payment

4.1 Except as otherwise shown in the order confirmation, our prices are ex works including loading at the works, but exclusive of packaging, insurance and value added tax.

4.2 The deduction of a discount shall require a special written agreement.

4.3 Our invoices shall be due and payable without deduction on delivery in accordance with the separately agreed terms of payment, otherwise immediately from the date of the invoice. Should the customer default in payment, we shall be entitled – to assert all claims arising from this or other transactions against the customer immediately, even if individual instalments are not yet due, – to withhold deliveries or other performances arising from this or other transactions until all the claims due to us as a result of this or other orders have been met in full by the buyer, – to demand appropriate security, – to charge interest for default at the rate of 5 % above the base rate per annum – in the case of customers, who are legal entities under public law, special fund under public law or businessmen, who are acting in the exercise of their trade or profession on conclusion of the contract, 8% above the base rate. If we are in a position however to prove a higher loss caused by default, we shall be entitled to assert this.

The customer may only offset counterclaims, if these counterclaims have been declared final and absolute, are undisputed or are recognised by us. The buyer shall also not have any right of retention on account of disputed counterclaims, which have not been declared final and absolute.

## 5. Delivery

5.1 Delivery times, which may be agreed as being binding or non-binding, shall commence with the sending of the order confirmation, but not before the production of all the information and documents to be furnished by the customer, the clarification of all technical matters and not before the receipt of any down payment agreed upon.

5.2 Delivery times shall be deemed to be observed, if on expiry the goods to be delivered have left our works or their readiness for dispatch has been notified.

5.3 Delivery and performance periods shall be reasonably extended in the case of action in connection with labour disputes, in particular strike and lock-out, and also in the event of unforeseen hindrances for which we or our vicarious agents cannot be held responsible, if these hindrances result in delays in performance by us or our suppliers or sub-contractors.

5.4 In the event of delay in delivery for reasons, for which we can be held responsible, the customer shall be entitled to demand lump-sum compensation in the amount of 3% of the value of the goods to be delivered for each completed week of delay, but a maximum of 15% of the value of the goods to be delivered. We reserve the right to prove to the customer that a considerably smaller loss or no loss at all has occurred as a result of the delay in delivery. The buyer has the right to produce evidence of a higher loss.

5.5 Should the customer withdraw from the contract if the statutory requirements are met as a result of the delay in delivery and/or demand damages in lieu of performance or should performance by chance become impossible for us during the delay in delivery, the customer's claim in the case of minor negligence shall be limited to a maximum of 50% of the agreed purchase price. We reserve the right to produce evidence of a smaller loss, the customer has the right to produce evidence of a higher loss.

If the customer is a legal entity under public law, a special fund under public law or a businessman, who is acting in the exercise of his trade or profession on conclusion of the contract, claims for damages for minor negligence shall be excluded.

5.6 If the customer delays in accepting the performance, notwithstanding further statutory claims we shall be entitled to charge 0.5% of the invoice value each month for the costs of storage, unless the buyer produces evidence of a smaller loss.

## 6. Part deliveries

We shall be entitled to make part deliveries and also to deliver ahead of the agreed date in accordance with prior information. In the case of the delivery of special parts we reserve the right to make a 10% overdelivery or underdelivery for the performance of the contract.

## 7. Warranty

7.1 The subject matter of the contract is solely the product supplied by us with the properties and characteristics as well as the intended purpose in accordance with the product specification enclosed with the products or provided in advance. Any other, further properties and/or characteristics or an intended purpose beyond this shall only be deemed to be agreed, if they are confirmed expressly by us in writing.

7.2 If the customer is a legal entity under public law, a special fund under public law or a businessman, who is acting in the exercise of his trade or profession on conclusion of the contract, the following special provisions shall apply:

- The warranty period for the products supplied by us is one year from the time of delivery of the goods to the customer.
- Any defects discovered are to be reported to us in writing without undue delay. This shall also apply to defects, which are discovered after an attempt at rectification.
- Defects, which are not to be regarded as hidden defects, are to be notified to us within a period of 5 days after handover. Hidden defects are to be notified within 5 days of discovery of the defect. If notification has not been sent to us by the expiry of this period, the goods shall be deemed to be approved free from defects.

7.3 Claims of the customer on the grounds of physical injury as well as fraudulent concealment of a defect, wilful or grossly negligent damage and assuming an obligation as regards quality or giving a quality guarantee shall remain unaffected in any case. If we negligently breach a major obligation or a material contractual obligation, our liability for damages shall be limited to the foreseeable loss typical for this type of contract.

7.4 If the customer has failed to meet his payment obligations or meet them in due time, our warranty obligations shall be suspended until such time.

7.5 If products are made according to design documents received from customers, we shall only be liable for production in the correct manner. Should a claim be made against us by third parties for such products for reasons, which do not lie within our production area, our customer has to indemnify us against such claims.

## 8. Liability

8.1 We shall only be liable in the case of intent or gross negligence in all cases of infringement of contractual or pre-contractual obligations as well as statutory breaches of duty.

8.2 We shall only be liable for losses caused through minor negligence by us or our vicarious agents on infringement of material contractual obligations and this shall be limited to the foreseeable typical loss on conclusion of the contract. This limitation of liability shall not apply in the case of injury to life, limb or health, in the event of fraudulent concealment of a defect, giving a guarantee or assuming a procurement risk and pursuant to the Product Liability Act.

8.3 The personal liability of our legal representatives, who are not executive bodies, vicarious agents and members of staff for losses caused by them through minor negligence shall be excluded.

## 9. Retention of title

9.1 We shall retain title to the object purchased until the settlement of the claims due to us under the contract.

9.2 If the customer is a legal entity under public law, a special fund under public law or a businessman, who is acting in the exercise of his trade or profession, the retention of title shall remain for all our claims against the customer arising from the current business relationship or the business relationship established by the contract until the settlement of claims due in connection with the purchase.

At the request of the customer we shall be obliged to waive the retention of title, if the customer has incontestably met all the claims connected with the object purchased and adequate security exists for the other claims resulting from the current business relationship. We undertake to release the securities to which we are entitled at the request of the buyer, when the value of our securities exceeds the claims to be secured by more than 20%.

9.3 Should the customer be in default of payment, we may withdraw from the contract. Taking back the object of purchase by us shall not constitute rescission of the contract, unless this was expressly stated by us in writing.

9.4 The customer has to notify us in writing without undue delay in the event of attachments or other encroachments by third parties, in order to enable us to bring an action pursuant to Art. 771 of the German Code of Civil Procedure (ZPO). If the third party is not in the position to refund to us the court and out-of-court costs of an action pursuant to Art. 771 of the German Code of Civil Procedure, the customer shall be liable for the loss incurred by us.

9.5 The processing or transformation of the goods by the customer will always be carried out for us. If the goods supplied by us are combined or mixed with other movable property, we shall acquire co-ownership of the new item in proportion to the invoice value of our property to the value of the other items. Should our title expire through combination with land or a building, we shall be entitled to all claims arising therefrom for our customer.

The same shall apply, should our customer resell to third parties goods which have been delivered or combined. Our customer already at this point in time assigns to us all the claims due to him against his purchasers arising from transfer and combination and shall pay us a partial amount, which corresponds to our outstanding claim.

## 10. Applicable law

German law shall apply solely to all legal relationships between us and our customers. Application of the United Nations Convention on the International Sale of Goods shall be excluded.

## 11. Place of jurisdiction

The place of jurisdiction for all agreements with full merchants is our registered office. We shall be entitled however to bring an action against our customer in his general place of jurisdiction or in the place, where we have rendered our performances.

Please contact us for detailed information on all products and individual solutions.

Errors and omissions excepted. Reproduction, partial or complete, is only permitted with prior written consent.

Geck® is a registered trademark.

© 2017 J.D. Geck GmbH, Altena/Germany





**J.D. Geck GmbH**

Grüniewiese 28  
58762 Altena  
P.O. Box 50 31  
58752 Altena  
Germany  
Tel. +49 2352 542-0  
Fax +49 2352 542-138  
geck@geck.de  
www.geck.de

**Denmark**

Geck Scandinavia ApS  
Assenbølle Erhverspark  
Middelfartvej 63 G  
5492 Vissenbjerg  
Tel. +45 70 25 25 37  
Fax +45 70 27 25 38  
geck@geck.dk  
www.geck.dk

**United Kingdom**

Foxbarn LTD  
Unit 8 Towers Business Park  
Carey Way Wembley  
Middlesex HA 9 OLQ  
Tel. +44 20 87 95 68 68  
Fax +44 20 89 02 10 66  
display@foxbarn.co.uk  
www.foxbarn.co.uk

**Italy**

Selfit Srl  
Via Del Legno, 9  
20851 Lissone (Mb)  
Tel. ++39 039 4669177  
info@selfitsrl.com  
www.selfitsrl.com

**Spain**

Instalaciones Madrid  
Display, S.L.  
C/ Bronce, 9  
Pol. Ind. Campo Nuevo  
28863-Cobeña (Madrid)  
Tel. +34 91 620 80 81  
Fax +34 91 620 93 23  
info@im-geck.com  
www.im-geck.com

**Portugal**

Avedol  
Rua Vale do Grou, nº625  
3750-064 Aguada de Cima  
Tel. +351 234 660 030  
Fax +351 234 660 031  
geral@avedol.pt  
www.avedol.pt

**Czech Republic**

UniFit s.r.o.  
Jivno 58  
37371 Rudolfovo  
Tel. +42 387 250 621  
Fax +42 387 250 689  
sykora@unifit.cz  
www.unifit.cz

**Latvia**

SSI Schaefer SIA  
Cesvaines street 13  
Riga LV 1073  
Tel. +371 67 54 98 39  
Fax +371 67 54 93 07  
karlis.pusbarnieks  
@ssi-schaefer.lv  
www.snsnodala.lv

**Poland**

decoPOS Sp. z o.o.  
ul. Nowogrodzka 31  
00-511 Warszawa  
Tel. +48 22 300 0 999  
Fax +48 22 300 8 999  
info@decopos.pl  
www.decopos.pl